

**Dipamerkan pada  
NOV - DIS  
2009**



**BUKU KOMPENDIUM  
JABATAN ALAM SEKITAR  
2009**



R 363.709595 MAL 2009



27945

Buku kompendium jabatan Alam sekitar / Jabatan Alam Sekitar  
Malaysia.

COMPLIMENTARY

# BUKU KOMPENDIUM

Jabatan Alam Sekitar  
2009

CONTROL NUMBER	0000023498
ACCESSION NUMBER	27945/HQ
DATE	12/11/2009

JABATAN ALAM SEKITAR

Kementerian Sumber Asli Dan Alam Sekitar  
Aras 1-4, Podium 2 & 3, Wisma Sumber Asli,  
No. 25, Persiaran Perdana, Presint 4,  
62574 Putrajaya

## KANDUNGAN/CONTENTS

	Muka Surat Page
Pengenalan / <a href="#">Introduction</a>	1
Akta Kualiti Alam Sekeliling, 1974 / <a href="#">Environmental Quality Act, 1974</a>	3
GarisPanduan/ <a href="#">Guidelines</a>	
Seksyen 1/ <a href="#">Section 1</a> : Kualiti Udara / <a href="#">Air Quality</a>	7
Seksyen2/ <a href="#">Section 2</a> : Pengawasan Bunyi Bising / <a href="#">Noise Monitoring</a>	10
Seksyen 3/ <a href="#">Section 3</a> : Kualiti Air Sungai / <a href="#">River Water Quality</a>	13
Seksyen 4/ <a href="#">Section 4</a> : Kualiti Air Marin Dan Pulau-Pulau/ <a href="#">Marine And Island Water Quality</a>	33
Seksyen 5/ <a href="#">Section 5</a> : Kualiti Air Tanah/ <a href="#">Groundwater Quality</a>	37
Seksyen 6/ <a href="#">Section 6</a> : Bahan Berbahaya / <a href="#">Scheduled Wastes</a>	39
Seksyen 7/ <a href="#">Section 7</a> : Penguatkuasaan / <a href="#">Enforcement</a>	42
Indek Petunjuk Prestasi (KPI) / <a href="#">Key Performance Index (KPI)</a>	
- Perlis	53
- Kedah	61
- Pulau Pinang	67
- Perak	73
- Selangor	79
- W.P. Kuala Lumpur	85
- Negeri Sembilan	91
- Melaka	97
- Kelantan	103
- Terengganu	109
- Pahang	115
- Johor	121
- Sabah	127
- Sarawak	133
- W.P. Labuan	139

## **PENGENALAN / INTRODUCTION**

### **Jabatan Alam Sekitar / *Department of Environment***

Pengurusan alam sekitar di Malaysia telah menjadi lebih sistematik apabila Akta Kualiti Alam Sekeliling (AKAS) diwartakan pada 14 Mac 1974. Susulan dari itu sebuah agensi penguatkuasa, Bahagian Alam Sekitar (mula dikenali sebagai Jabatan Alam Sekitar pada tahun 1983) telah ditubuhkan pada tahun 1975. Kini, Jabatan Alam Sekitar (JAS) mempunyai 1,568 tenaga kerja (apabila beroperasi sepenuhnya) yang ditempatkan di 15 buah Pejabat Negeri dan 26 buah Pejabat Cawangan di seluruh negara. Fungsi utama JAS ialah untuk mencegah, mengawal dan mengurangkan pencemaran melalui penguatkuasaan AKAS, 1974 dan peraturan-peraturan di bawahnya.

*Environmental management in Malaysia became more focused with the gazettment of the Environmental Quality Act (EQA) on 14 March 1974. From thereon, an enforcement agency named Environment Division (known as Department of Environment (DOE) in 1983) was institutionalised in 1975. Presently, the Department of Environment is empowered with 1,568 staffs (on full operation), extending its operation through 15 States Offices and 26 Branch Offices. The Department's main role is to prevent, control and abate pollution through the enforcement of the EQA, 1974 and its subsidiary legislations made there under.*

### **Misi/ *Mission***

Menggalakkan, meningkatkan dan mengekalkan pengurusan alam sekitar yang baik dalam proses pembangunan negara.

*To promote, ensure and sustain sound environment management in the process of national building*

## Visi/ *Vision*

Memastikan keunikan, kepelbagaian dan kualiti alam sekitar dikekalkan bagi menjamin kesihatan, kesejahteraan, keselamatan dan kesejahteraan hidup rakyat masa kini dan masa akan datang.

*That the uniqueness, diversity and quality of the environment are conserved towards maintaining health, prosperity, security and well being for the present and the future.*

## Fungsi/ *Function*

Mentadbir dan menguatkuasa Akta Kualiti Alam Sekeliling, 1974 dan Bahagian IV, Akta Zon Ekonomi Eksklusif, 1984

*To administer and enforce the Environment Quality Act, 1974 and Section IV of the Exclusive Economic Zone Act, 1984*

## Strategi/ *Strategies*

- Pembangunan lestari melalui pemuliharaan sumber semulajadi  
*Sustainable development through conservation of resources*
- Integrasi faktor alam sekitar dalam perancangan pembangunan  
*Integration of environmental factors in development planning*
- Pencegahan dan kawalan pencemaran  
*Pollution control and prevention*
- Promosi pendidikan dan kesedaran alam sekitar  
*Promotion of environment education and awareness*
- Kerjasama antara agensi dan persekutuan negeri  
*Inter-agency and federal-state cooperation*
- Penyertaan awam dalam pengurusan alam sekitar  
*Public participation in environment management*
- Kerjasama dan hubungan dua hala, serantau dan antarabangsa  
*Bilateral, regional and international cooperation*

**AKTA KUALITI ALAM SEKELILING, 1974 DAN PERATURAN-PERATURAN DI BAWAHNYA**  
**ENVIRONMENTAL QUALITY ACT, 1974 & SUBSIDIARY LEGISLATIONS**

- Akta Kualiti Alam Sekeliling 1974 [Akta 127] / *Environmental Quality Act 1974 [Act 127]*
- Peraturan-Peraturan Kualiti Alam Sekeliling (Pelesenan) 1977 / *Environmental Quality (Licensing) Regulations 1977*
- Perintah Kualiti Alam Sekeliling (Premis Yang Ditetapkan)(Minyak Kelapa Sawit Mentah) 1977 / *Environmental Quality (Prescribed Premises)(Crude Palm Oil) Order 1977*
- Peraturan-Peraturan Kualiti Alam Sekeliling (Premis Yang Ditetapkan)(Minyak Kelapa Sawit Mentah) 1977 / *Environmental Quality (Prescribed Premises)(Crude Palm Oil) Regulations 1977*
- Perintah Kualiti Alam Sekeliling (Premis Yang Ditetapkan)(Getah Asli Mentah) 1978 / *Environmental Quality (Prescribed Premises)(Raw Natural Rubber) Order 1978*
- Peraturan-Peraturan Kualiti Alam Sekeliling (Udara Bersih) 1978 / *Environmental Quality (Clean Air) Regulations 1978*
- Kaedah-Kaedah Kualiti Alam Sekeliling (Mengkompoun Kesalahan-Kesalahan) 1978 / *Environmental Quality (Compounding of Offences) Rules 1978*
- Peraturan-Peraturan Kualiti Alam Sekeliling (Premis Yang Ditetapkan)(Getah Asli Mentah) 1978 / *Environmental Quality (Prescribed Premises)(Raw Natural Rubber) Regulations 1978*
- Peraturan-Peraturan Kualiti Alam Sekeliling (Kumbahan dan Effluen-Effluen Perindustrian) 1979 / *Environmental Quality (Sewage and Industrial Effluents) Regulations 1979*
- Peraturan-Peraturan Kualiti Alam Sekeliling (Kawalan Kepekatan Plumbum dalam Gasolin Motor) 1985 / *Environmental Quality (Control of Lead Concentration in Motor Gasoline) Regulations 1985*
- Peraturan-Peraturan Kualiti Alam Sekeliling (Bunyi Bising Kenderaan Motor) 1987 / *Environmental Quality (Motor Vehicle Noise) Regulations 1987*
- Peraturan-Peraturan Kualiti Alam Sekeliling (Premis Yang Ditetapkan)(Getah Asli Mentah) 1978 / *Environmental Quality (Prescribed Premises)(Raw Natural Rubber) Regulations 1978*

- Peraturan-Peraturan Kualiti Alam Sekeliling (Kumbahan dan Effluen-Effluen Perindustrian) 1979 / *Environmental Quality (Sewage and Industrial Effluents) Regulations 1979*
- Peraturan-Peraturan Kualiti Alam Sekeliling (Kawalan Kepekatan Plumbum dalam Gasolin Motor) 1985 / *Environmental Quality (Control of Lead Concentration in Motor Gasoline) Regulations 1985*
- Peraturan-Peraturan Kualiti Alam Sekeliling (Bunyi Bising Kenderaan Motor) 1987 / *Environmental Quality (Motor Vehicle Noise) Regulations 1987*
- Perintah Kualiti Alam Sekeliling (Aktiviti Yang Ditetapkan)(Penilaian Kesan Kepada Alam Sekeliling) 1987 / *Environmental Quality (Prescribed Activities)(Environmental Impact Assessment) Order 1987*
- Perintah Kualiti Alam Sekeliling (Premis Yang Ditetapkan)(Kemudahan Pengolahan dan Pelupusan Buangan Terjadual) 1989 / *Environmental Quality (Prescribed Premises)(Scheduled Wastes Treatment and Disposal Facilities) Order 1989*
- Peraturan-Peraturan Kualiti Alam Sekeliling (Premis Yang Ditetapkan) (Kemudahan Pengolahan dan Pelupusan Buangan Terjadual) 1989 / *Environmental Quality (Prescribed Premises)( Scheduled Wastes Treatment and Disposal Facilities) Regulations 1989*
- Perintah Kualiti Alam Sekeliling (Perwakilan Kuasa Kawalan Pencemaran Marin) 1993/*Environmental Quality (Delegation of Powers on Marine Pollution Control) Order 1993*
- Perintah Kualiti Alam Sekeliling (Larangan Ke Atas Penggunaan Klorofluorokarbon dan lain-Lain Gas Sebagai Propelan dan Agen Pengembang) 1993 / *Environmental Quality (Prohibition on the use of Chlorofluorocarbons and Other Gases as Propellants and Blowing Agents)*
- Perintah Kualiti Alam Sekeliling (Perwakilan Kuasa Kawalan Pencemaran Marin) 1993 / *Environmental Quality (Delegation of Powers on Marine Pollution Control) Order 1993*
- Perintah Kualiti Alam Sekeliling (Larangan Ke Atas Penggunaan Klorofluorokarbon dan lain-Lain Gas Sebagai Propelan dan Agen Pengembang) 1993 / *Environmental Quality (Prohibition on the use of Chlorofluorocarbons and Other Gases as Propellants and Blowing Agents) Order 1993*

- Perintah Kualiti Alam Sekeliling (Perwakilan Kuasa Kawalan Pencemaran Marin) 1994 / *Environmental Quality (Delegation of Powers on Marine Pollution Control) Order 1994*
- Perintah Kualiti Alam Sekeliling (Larangan Terhadap Penggunaan Bahan Terkawal Di Dalam Sabun, Bahan Pencuci Sintetik dan Agen Pencuci Lain) 1995 / *Environmental Quality (Prohibition on the Use of Controlled Substance in Soap, Synthetic Detergent and Other Cleaning - Agents) Order 1995*
- Peraturan-Peraturan Kualiti Alam Sekeliling (Kawalan Pelepasan Daripada Enjin Diesel) 1996 / *Environmental Quality (Control of Emission from Diesel Engines) Regulations 1996*
- Peraturan-Peraturan Kualiti Alam Sekeliling (Kawalan Pelepasan Daripada Enjin Petrol) 1996 / *Environmental Quality (Control of Emission from Petrol Engines) Regulations 1996*
- Peraturan-Peraturan Kualiti Alam Sekeliling (Pengurusan Refrigeran) 1999 / *Environmental Quality (Refrigerant Management) Regulations 1999*
- Peraturan-Peraturan Kualiti Alam Sekeliling (Pengurusan Refrigeran) 1999 / *Environmental Quality (Refrigerant Management) Regulations 1999*
- Peraturan-Peraturan Kualiti Alam Sekeliling (Pengurusan Halon) 1999 / *Environmental Quality (Halon Management) Regulations 1999*
- Kaedah-Kaedah Kualiti Alam Sekeliling (Mengkompoun Kesalahan-Kesalahan)(Pembakaran Terbuka) 2000 / *Environmental Quality (Compounding of Offences)(Open Burning) Rules 2000*
- Perintah Kualiti Alam Sekeliling (Perwakilan Kuasa)(Penyiasatan Pembakaran Terbuka) 2000 / *Environmental Quality (Delegation of Powers)(Investigation of Open Burning) Order 2000*
- Perintah Kualiti Alam Sekeliling (Pewakilan Kuasa)(Pengurusan Halon) 2000 / *Environmental Quality (Delegation of Powers)(Halon Management) Order 2000*
- Perintah Kualiti Alam Sekeliling (Pewakilan Kuasa)(Perbadanan Putrajaya) 2002 / *Environmental Quality (Delegation of Powers)(Perbadanan Putrajaya) 2002*

- Peraturan-Peraturan Kualiti Alam Sekeliling (Lembaga Rayuan) 2003 / *Environmental Quality (Appeal Board) Regulations 2003*
- Perintah Kualiti Alam Sekeliling (Aktiviti Yang Diisytiharkan) (Pembakaran Terbuka) 2003 / *Environmental Quality (Declared Activities)(Open Burning) Order 2003*
- Peraturan-Peraturan Kualiti Alam Sekeliling (Kawalan Pelepasan Daripada Motosikal) 2003 / *Environmental Quality (Control of Emission From Motorcycles) Regulations 2003*
- Peraturan-Peraturan Kualiti Alam Sekeliling (Dioksin Dan Furan) - 2004 / *Environmental Quality (Dioxin and Furan) Regulations 2004*
- Perintah Kualiti Alam Sekeliling (Pembawa Yang Ditetapkan) (Buangan Terjadual) 2005 *Environmental Quality / (Prescribed Conveyance) (Scheduled Wastes) Order 2005*
- Peraturan-Peraturan Kualiti Alam Sekeliling (Buangan Terjadual) 2005 *Environmental Quality (Scheduled Waste) Regulations 2005*
- Perintah Kualiti Alam Sekeliling (Pewakilan Kuasa) 2005 *Environmental Quality (Delegation of Powers) Order 2005*
- Peraturan-Peraturan Kualiti Alam Sekeliling (Kawalan Kandungan Petrol dan Diesel) 2007/ *Environmental Quality (Control of Petrol And Diesel Properties) Regulations 2007*

#### **UNDANG-UNDANG LAIN BERKAITAN / *OTHER ASSOCIATED LEGISLATIONS***

- Akta Zon Ekonomi Eksklusif, 1984 / *Exclusive Economic Zone Act, 1984*
- Perintah Sumber Asli dan Alam Sekitar Sarawak (Aktiviti Yang Ditetapkan) 1994/*Sarawak Natural Resources and Environment (Prescribed Activities) Order 1994*
- Perintah Pemuliharaan Alam Sekitar Sabah (Aktiviti Yang Ditetapkan) 1999 / *Sabah Conservation of Environment (Prescribed Activities) Order 1999*
- Perintah Zon Ekonomi Eksklusif (Perlantikan Pegawai Yang Diberi Kuasa) 2001[P.U(A)35/2001] / *Exclusive Economic Zone (Appointment of Authorized Officer) Order 2001[P.U.(A) 35/2001*

**SEKSYEN 1/ SECTION 1: KUALITI UDARA / AIR QUALITY****1 (a) Indeks Pencemar Udara (IPU) / Air Pollutant Index (API)**

Indeks Pencemar Udara (IPU)/ <i>Air Pollutant Index (API)</i>	Status Kualiti Udara/ <i>Air Quality Status</i>
0-50	Baik/ <i>Good</i>
51-100	Sederhana/ <i>Moderate</i>
101-200	Tidak Sihat/ <i>Unhealthy</i>
201-300	Sangat Tidak Sihat/ <i>Very Unhealthy</i>
>300	Berbahaya/ <i>Hazardous</i>

**1 (b) Garispanduan Kualiti Udara Sekeliling di Malaysia***Malaysian Ambient Air Quality Guidelines*

Pencemar/ <i>Pollutant</i>	Masa Purata <i>Averaging Time</i>	Garis Panduan Di Malaysia/ <i>Malaysian Guidelines</i>	
		ppm	( $\mu\text{g}/\text{m}^3$ )
Ozon/ <i>Ozone</i>	1 jam/ <i>hour</i>	0.10	200
	8 jam/ <i>hour</i>	0.06	120
Karbon Monoksida/ <i>Carbon Monoxide**</i>	1 jam/ <i>hour</i>	30.0	35
	8 jam/ <i>hour</i>	9.0	10
Nitrogen Dioksida/ <i>Nitrogen Dioxide</i>	1 4am/ <i>hour</i>	0.17	320
	24 jam/ <i>hour</i>	0.04	10
Sulfur Dioksida/ <i>Sulfur Dioxide</i>	1 jam/ <i>hour</i>	0.13	350
	24 jam/ <i>hour</i>	0.04	105
Habuk Halus (PM <sub>10</sub> )/ <i>Particulate Matter (PM<sub>10</sub>)</i>	24 jam/ <i>hour</i>		150
	12 bulan/ <i>month</i>		50
Jumlah Pepejal Terampai/ <i>Total Suspended Particulate (TSP)</i>	24 jam/ <i>hour</i>		260
	12 bulan/ <i>month</i>		90
Plumbum/ <i>Lead</i>	3 bulan/ <i>month</i>		1.5

1 (c) Lokasi Stesen Pengawasan Udara Automatik,  
Semenanjung Malaysia, 2009

*Location of Continuous Air Quality Monitoring Stations,  
Peninsular Malaysia, 2009*



1 (d) Lokasi Stesen

Pengawasan Udara Automatik, Malaysia Timur, 2009

*Location of Continuous Air Quality Monitoring Stations,  
East Malaysia, 2009*



## SEKSYEN 2/SECTION 2: PENGAWASAN BUNYI BISING / NOISE MONITORING

2 (a) Aras Maksimum Bunyi Yang Dibenarkan (L<sub>Aeq</sub>)  
Di Kawasan Pembangunan dan Perancangan Tebusguna Tanah  
*Maximum Permissible Sound Level (L<sub>Aeq</sub>)  
of Receiving Land Use for Planning and Development*

Kategori Penggunaan Tanah/ <i>Receiving Land Use Category</i>	Siang Hari/ <i>Day Time</i> 7:00 a.m. - 10:00 p.m.	Malam Hari/ <i>Night Time</i> 10:00 p.m. 7:00 a.m.
Kawasan sensitif bunyi bising, kawasan kepadatan penduduk yang rendah, institusi (sekolah, hospital) dan kawasan sembahyang/ <i>Noise sensitive areas, low density residential, institutional (schools, hospital) and worship areas</i>	50 dB (A)	40 dB (A)
Kawasan luar bandar (kepadatan sederhana), kawasan orang ramai, taman-taman dan kawasan rekreasi/ <i>Suburban residential (medium density) areas, public spaces, park and recreational areas</i>	55 dB (A)	45 dB (A)
Kawasan bandar (kepadatan tinggi) dan kawasan pembangunan terancang (Perumahan-komersil)/ <i>Urban residential (high density) areas and designated mixed development areas (residential/ commercial)</i>	60 dB (A)	50 dB (A)
Zon perniagaan komersil/ <i>Commercial business zones</i>	65 dB (A)	55 dB (A)
Kawasan perindustrian/ <i>Designated industrial zones</i>	70 dB (A)	60 dB (A)

Sumber/Source: *The Planning Guidelines for Environmental Noise Limits and Control, 2004*

2 (b) Aras Maksimum Bunyi Yang Dibenarkan ( $L_{Aeq}$ ) Di Kawasan Pembangunan Baru (Jalanraya, Laluan Keretapi dan Industri) di dalam kawasan yang telah wujud Dengan Persekitaran Bunyi Bising Yang tinggi *Maximum Permissible Sound Level ( $L_{Aeq}$ ) of New Development (Roads, Rails and Industrial) in Areas of Existing High Environmental Noise Climate*

Kategori Penggunaan Tanah/ <i>Receiving Land Use Category</i>	Siang Hari/ <i>Day Time</i> 7:00 a.m. - 10:00 p.m.	Malam Hari/ <i>Night Time</i> 10:00 p.m. - 7:00 a.m.
Kawasan sensitif bunyi dan kesan kepadatan penduduk rendah/ <i>Noise sensitive areas and low density</i>	$L_{90} + 10$ dB (A)	$L_{90} + 5$ dB (A)
Kawasan luar bandar dan bandar/ <i>Suburban and urban residential areas</i>	$L_{90} + 10$ dB (A)	$L_{90} + 5$ dB (A)
Kawasan perniagaan dan komersil/ <i>Commercial and business areas</i>	$L_{90} + 10$ dB (A)	$L_{90} + 10$ dB (A)
Kawasan perindustrian/ <i>Industrial areas</i>	$L_{90} + 10$ dB (A)	$L_{90} + 10$ dB (A)

Sumber/ Source: *The Planning Guidelines for Environmental Noise Limits and Control, 2004*

Nota/ Note:  $L_{90}$  is the measured ninety percentile sound level for the respective time period of the existing areas of interest in the absence of the proposed new development.

2 (c) Aras Had Bunyi Bising ( $L_{Aeq}$ ) Dari Lalu Lintas Jalanraya (Bagi Cadangan Jalan Baru dan/atau Pembaikan Jalanraya Sedia Ada)  
*Limiting Sound Level ( $L_{Aeq}$ ) From Road Traffic (For Proposed New Roads and/or Redevelopment of Existing Roads)*

Kategori Penggunaan Tanah/ <i>Receiving Land Use Category</i>	Siang Hari/ <i>Day Time</i> 7:00 a.m. - 10:00 p.m.	Malam Hari/ <i>Night Time</i> 10:00 p.m. - 7:00 a.m.
Kawasan sensitif bunyi dan kesan kepadatan penduduk rendah/ <i>Noise sensitive areas and low density</i>	55 dB (A)	50 dB (A)
Kawasan luar bandar (kepadatan sederhana)/ <i>Suburban residential (medium density)</i>	60 dB (A)	55 dB (A)
Kawasan bandar (kepadatan tinggi)/ <i>Urban residential (high density)</i>	65 dB (A)	60 dB (A)
Perniagaan komersil/ <i>Commercial business</i>	70 dB (A)	60 dB (A)
Kawasan perindustrian/ <i>Industrial areas</i>	75 dB (A)	65 dB (A)

Sumber/ *Source: The Planning Guidelines for Environmental Noise Limits and Control, 2004*

**SEKSYEN 3/SECTION 3: KUALITI AIR SUNGAI /RIVER WATER QUALITY**

3 (a) Status Kualiti Air Lembangan Sungai, 2006-2008  
*River Basins Water Quality, 2006-2008*

Status/ <i>Status</i>	Tahun/ <i>Year</i>		
	2006	2007	2008
Bersih/ <i>Clear</i>	80	91	76
Sederhana Bersih/ <i>Slightly Polluted</i>	59	45	60
Tercemar/ <i>Polluted</i>	7	7	7

3 (b) Bilangan Lembangan Sungai Berasaskan BOD, NH<sub>3</sub>-N dan  
 Pepejal Terampai Subindeks, 2006-2008  
*Number Of River Basin Based on BOD, NH<sub>3</sub>-N and Suspended  
 Solid Subindex, 2006-2008*

Tahun/ <i>Year</i>	Biochemical Oxygen Demand (BOD)			Ammoniacal Nitrogen (NH <sub>3</sub> -N)			Pepejal Terampai/ <i>Suspended Solid(SS)</i>		
	Bersih <i>Clean</i>	Sederhana Tercemar/ <i>Slightly polluted</i>	Tercemar <i>/Polluted</i>	Bersih <i>Clean</i>	Sederhana Tercemar/ <i>Slightly polluted</i>	Tercemar <i>/Polluted</i>	Bersih <i>Clean</i>	Sederhana Tercemar/ <i>Slightly polluted</i>	Tercemar <i>/Polluted</i>
2006	96	28	22	49	56	41	84	20	42
2007	94	37	12	48	59	36	62	39	42
2008	79	46	18	72	38	33	57	33	53

Nota/*Note* :

Petunjuk Pencemar/*Pollutant Indicator: Biochemical Oxygen Demand (BOD)*  
 Punca Pencemaran (Aktiviti)/*Source of Pollution (Activity):* Kumbahan (Sewage),  
 Industri Berasaskan Pertanian Dan Pembuatan (*Agrobased and Manufacturing Industries*)

Petunjuk Pencemar/*Pollutant Indicator: Ammoniacal Nitrogen (NH<sub>3</sub>-N)*  
 Punca Pencemaran (Aktiviti)/*Source of Pollution (Activity):* Kumbahan (Sewage),  
 Ternakan Haiwan (*Animal Farming*)

Petunjuk Pencemar/*Pollutant Indicator: Pepejal Terampai/Suspended Solid (SS)*  
 Punca Pencemaran (Aktiviti)/*Source of Pollution (Activity):* Tambakan Tanah (*Earthwork*)  
 Pembersihan Tanah (*Land Clearing*)

3 (c): Status Kualiti Air Sungai Untuk Lembangan Sungai Yang Bersih, 2008/ *Water Quality Status of Clean River Basin, 2008*

NEGERI/ STATE	LEMBANGAN SUNGAI/ RIVER BASIN	KOD WKA/ CODE WQR	IKA Keseluruhan/ OVERALL WQI		SUNGAI/ RIVER	STATUS SUNGAI/ RIVER STATUS	KELAS/ CLASS
			2007	2008			
PERLIS	Perlis	01	80	82	Jarum	C	II
					Jernih	C	II
					Kok Mak	SP	III
					Ngulang	SP	III
					Pelarit	C	II
					Perlis	SP	III
					Serai Wang Kelian	SP C	II II
KEDAH	Kisap	01PLA	89	93	Kisap	C	I
	Kuah	01PLB	67	82	Kuah	C	I
	Ulu Melaka	01PLC	88	91	Petang	C	I
	Kedah	03	84	84	Ulu Melaka	C	II
					Janing	C	I
					Kedah	SP	III
					Pdg Terap	C	I
Pedu	C	II					
Pendang	SP	II					
Tekai	C	II					
KEDAH/ P.PINANG	Muda	05	83	86	Chepir	C	II
					Jerung	SP	III
					Karangan	C	II
					Ketil	C	II
					Muda	C	II
					Pegang	C	I
					Sedim	C	II
Tawar	C	III					
PERAK	Kurau	09	85	83	Ara Kurau	C SP	II II
	Sepetang	10	83	83	Batu Tegoh	C	II
					Jana	C	II
					Larut	SP	III
					Lidin	SP	III
Limau	C	II					
Malai	SP	III					

3 (c): Status Kualiti Air Sungai Untuk Lembangan Sungai Yang Bersih, 2008/ *Water Quality Status of Clean River Basin, 2008*

NEGERI/ STATE	LEMBANGAN SUNGAI/ RIVER BASIN	KOD WKA/ CODE WQR	IKA		SUNGAI/ RIVER	STATUS SUNGAI/ RIVER STATUS	KELAS/ CLASS
			Keseluruhan/ OVERALL WQI				
			2007	2008			
PERAK	Sepetang	10	83	83	Sepetang	SP	II
					Temerloh	C	II
					Trong	C	II
Tupai					C	II	
Bruas	11	83	83	Bruas	C	III	
				Dandang	C	II	
				Rotan	C	II	
Perak	13	78	81	Btg Pdg	C	II	
				Bidor	C	II	
				Chenderiang	C	II	
				Chepor	C	I	
				Cuar	C	I	
				Kampar	C	II	
				Kangsar	C	II	
				Kepayang	SP	III	
				Kerdah	SP	III	
				Kinjang	C	I	
				Kinta	SP	II	
				Klah	C	II	
				Klian Baru	SP	III	
				Kuang	C	II	
				Nyamok	SP	I	
				Pari	SP	III	
				Pelus	C	II	
				Perak	C	II	
				Pinji	SP	III	
				Raia	C	II	
Seluang	P	III					
Serokai	SP	III					
Sintang	SP	III					
Sungkai	C	II					
Sungkai Mati	C	II					
Tumboh	SP	II					

3 (c): Status Kualiti Air Sungai Untuk Lembangan Sungai Yang Bersih, 2008/ *Water Quality Status of Clean River Basin, 2008*

NEGERI/ STATE	LEMBANGAN SUNGAI/ RIVER BASIN	KOD WKA/ CODE WQR	IKA Keseluruhan/ OVERALL WQI		SUNGAI/ RIVER	STATUS SUNGAI/ RIVER STATUS	KELAS/ CLASS
			2007	2008			
PERAK/ SELANGOR	Bernam	14	84	85	Bernam	C	II
					Inki	C	I
					Slim	C	II
					Trolak	C	II
	Selangor	16	84	84	Air Hitam	SP	III
					Batang Kali	C	II
					Kancing	C	II
					Kerling	C	II
					Kundang	SP	III
					Rawang	SP	II
					Selangor	C	II
					Sembah	SP	II
					Serendah	C	II
MELAKA	Duyong	23	76	81	Duyong	SP	II
					Gapam	C	I
JOHOR/ N.SEMBILAN	Muar	25	82	81	Air Panas	C	II
					Gemas	C	II
					Gemencheh	C	II
					Juasseh	C	II
					Kelamah	SP	III
					Labis	C	II
					Meda	C	II
					Merbudu	SP	II
					Merlimau	SP	III
					Muar	C	II
					P.Menkuang	C	II
					Palong	C	II
					Sarang Buaya	SP	III
					Segamat	C	II
					Senarut	SP	III
Serom	SP	III					
Spg. Loi	SP	III					
Tenang	SP	II					

3 (c): Status Kualiti Air Sungai Untuk Lembangan Sungai Yang Bersih, 2008/ *Water Quality Status of Clean River Basin, 2008*

NEGERI/ STATE	LEMBANGAN SUNGAI/ RIVER BASIN	KOD WKA/ CODE WQR	IKA Keseluruhan/ OVERALL WQI		SUNGAI/ RIVER	STATUS SUNGAI/ RIVER STATUS	KELAS/ CLASS
			2007	2008			
JOHOR	Johor	29	82	84	Anak Sg.Sayong	C	II
					Belitong	C	II
					Berangan	SP	III
					Bkt. Besar	C	II
					Chemangar	SP	II
					Johor	C	II
					Layang	C	II
					Layau Kiri	C	II
					Lebam	C	II
					Linggiu	C	II
					Panti	C	II
					Papan	C	II
					Pelepah	C	II
					Penggeli	C	II
					Remis	C	II
					Santi	C	II
					Sayong	C	II
					Sebol	C	II
					Seluyut	C	II
					Semangar	C	II
					Semenchu	C	II
					Sening	SP	II
					Serai	P	III
					Telor	C	II
					Temoh	C	II
					Tiram	SP	II
						Sedili Besar	30A
					Dohol	C	II
					Mupur	SP	III
					Pasir Panjang	SP	III
					Sedili Besar	C	II
					Temubor Kanan	C	II
	Sedili Kecil	30B	78	81	Anak Sedili Kecil	SP	II
					Bahan	C	II
					Sedili Kecil	C	II
	Mersing	31A	89	87	Mersing	C	II
	Jemaluang	31B	83	83	Jemaluang	C	II

3 (c): Status Kualiti Air Sungai Untuk Lembangan Sungai Yang Bersih, 2008/ *Water Quality Status of Clean River Basin, 2008*

NEGERI/ STATE	LEMBANGAN SUNGAI/ RIVER BASIN	KOD WKA/ CODE WQR	IKA Keseluruhan/ OVERALL WQI		SUNGAI/ RIVER	STATUS SUNGAI/ RIVER STATUS	KELAS/ CLASS
			2007	2008			
JOHOR	Endau	32	82	81	Anak Sg. Semberong	C	II
					Dengar	SP	III
					Endau	C	II
					Jasin	C	I
					Jebong	SP	III
					Kahang	C	II
					Lenga	SP	III
					Lenggor	C	II
					Mamai	C	II
					Melatai	SP	III
					Mengkibol	SP	III
					Paloh	C	II
					Pamol	SP	III
					Selai	C	II
					Semberong	C	II
Singol	C	II					
Tamok	C	II					
PAHANG	Anak Endau	32AE	87	87	Anak Endau	C	II
	Rompin	33	88	86	Aur	C	II
					Bakar	SP	II
					Jekatih	C	II
					Jeram	C	II
					Kepasing	C	II
					Keratong	C	II
					Pontian	C	II
					Pukin	C	II
					Rompin	C	II
Sepayang	SP	III					
Merchong	34M	87	86	Merchong	C	II	
Pahang	35P	86	86	Anak Sg. Lepar	SP	II	
				Batu	SP	II	
				Belayar	C	II	
				Bentong	C	II	
				Benus	C	II	
				Bera	C	II	
				Berkapor	C	II	
				Bertam	C	II	
Bilut	C	II					
Burung	C	I					

3 (c): Status Kualiti Air Sungai Untuk Lembangan Sungai Yang Bersih, 2008/ *Water Quality Status of Clean River Basin, 2008*

NEGERI/ STATE	LEMBANGAN SUNGAI/ RIVER BASIN	KOD WKA/ CODE WQR	IKA		SUNGAI/ RIVER	STATUS SUNGAI/ RIVER STATUS	KELAS/ CLASS
			Keseluruhan/ OVERALL WQI				
			2007	2008			
PAHANG	Pahang				Chini	C	II
					Habu	C	II
					Jelai	C	II
					Jempol	C	II
					Jengka	C	II
					Kelau	C	II
					Kertam	C	II
					Koyan	C	II
					Kundang	SP	II
					Lenggok	C	II
					Lepar	C	II
					Lipis	C	II
					Luit	C	II
					Maran	C	II
					Mentiga	C	II
					Pahang	C	II
					Penjuring	C	I
					Pertang	C	II
					Perting	C	I
					Ringlet	C	II
					Semantan	C	II
					Serting	C	II
					T. Paya Bungor	C	II
					Tahan	C	II
					Tanglir	C	II
					Tasik Bera	C	II
					Tasik Chini	C	II
					Tekal	C	II
					Tekam	C	II
					Telang	C	II
					Telemong	C	II
Telom	C	II					
Tembeling	C	II					
Teranum	C	II					
Teras	C	II					
Terla	C	II					
Triang	C	II					
Tringkap	C	II					

3 (c): Status Kualiti Air Sungai Untuk Lembangan Sungai Yang Bersih, 2008/ *Water Quality Status of Clean River Basin, 2008*

NEGERI/ STATE	LEMBANGAN SUNGAI/ RIVER BASIN	KOD WKA/ CODE WQR	IKA Keseluruhan/ OVERALL WQI		SUNGAI/ RIVER	STATUS SUNGAI/ RIVER STATUS	KELAS/ CLASS
			2007	2008			
TERENGGANU	Kemaman	38	82	83	Cherul	C	II
					Kemaman	C	II
					Neram	SP	III
					Perasing	C	II
					Ransan	SP	III
	Kertih	39K	87	85	Kertih	C	II
	Paka	40	87	84	Besul	C	II
					Paka	C	II
	Rasau	C	II				
	Rengat	SP	III				
Dungun	41	89	88	Dungun	C	II	
				Telemboh	C	II	
Marang	42M	78	85	Krak	C	II	
				Marang	C	II	
				Temala	C	II	
Terengganu	43	82	85	Berangan	C	II	
				Nerus	SP	II	
				Pueh	C	II	
Telemong	44	86	87	Telemong	C	II	
				Terengganu	C	II	
Setiu	44	86	87	Chalok	SP	III	
				Setiu	C	II	
Tarom	C	II					
Besut	76	87	90	Besut	C	II	
Jertih	C	II					
Kluang	47B	86	87	Kluang	C	II	
KELANTAN	Kemasin	47K	85	83	Kemasin	C	II
	Semerak	C	II				
Kelantan	Kelantan	48	86	87	Aring	C	II
					Belatop	SP	II
					Ber	C	II
					Berok	C	II
					Betis	C	II
					Chiku	C	II
					Galas	C	II
					Kelantan	C	II

3 (c): Status Kualiti Air Sungai Untuk Lembangan Sungai Yang Bersih, 2008/ *Water Quality Status of Clean River Basin, 2008*

NEGERI/ STATE	LEMBANGAN SUNGAI/ RIVER BASIN	KOD WKA/ CODE WQR	IKA Keseluruhan/ OVERALL WQI		SUNGAI/ RIVER	STATUS SUNGAI/ RIVER STATUS	KELAS/ CLASS
			2007	2008			
KELANTAN	Kemaman	38	82	83	Kelesa Kerilla Ketil Lebir Nenggiri Pehi Pergau Relai Sokor Tuang	C C C C C C C C C C	II I II II II II II II II II
	Golok	49	89	90	Golok Lanas Tasik Garu	C C SP	II II III
SARAWAK	Kayan	50	81	82	Kayan	C	II
	Semunsam	50S	85	81	Semunsam	C	II
	Sarawak	51	85	81	Kelantan	SP	III
					Kuap	C	II
					Maong Kiri	SP	III
					Samarahan	SP	II
					Sarawak	C	II
					Sarawak Kanan	SP	II
					Sarawak Kiri	C	II
					Semadang	C	II
	Semenggoh	SP	III				
	Tabuan	SP	III				
Balingian	59	83	81	Balingian	C	II	
Similajau	62	89	84	Similajau	C	II	
Niah	64	85	81	Niah	C	II	
				Sekaloh	SP	II	
Limbang	68	83	81	Limbang	C	II	
Trusan	69	88	89	Trusan	C	II	
Lawas	70	90	90	Lawas	C	II	

### 3 (c): Status Kualiti Air Sungai Untuk Lembangan Sungai Yang Bersih, 2008/ *Water Quality Status of Clean River Basin, 2008*

NEGERI/ STATE	LEMBANGAN SUNGAI/ RIVER BASIN	KOD WKA/ CODE WQR	IKA Keseluruhan/ OVERALL WQI		SUNGAI/ RIVER	STATUS SUNGAI/ RIVER STATUS	KELAS/ CLASS
			2007	2008			
SABAH	Meggalong	71	88	90	Meggalong	C	II
	Lakutan	71A	87	91	Lakutan	C	II
	Lingkungan	71B	89	91	Bukau Lingkungan	C C	II I
	Padas	72	87	88	Bunsit	C	II
					Liawan	C	II
					Padas	C	II
					Pangatan	C	II
					Pegalan Tandulu	C C	II II
	Membakut	73	87	86	Membakut	C	II
	Kimanis	74	87	86	Kimanis	C	II
	Bongawan	74A	83	86	Bongawan	C	II
	Papar	74	89	89	Papar	C	II
	Moyog	76	92	91	Moyog	C	II
	Tuaran	77	90	88	Damit	C	II
					Song Sai	C	II
					Tuaran	C	II
	Kedamaian	78	90	93	Kedamaian	C	I
					Tempasuk	C	II
					Waru	C	II
	Tenghilan	78T	89	90	Tenghilan	C	II
Bingkongan	79	89	91	Bandau	C	II	
				Bingkongan	C	II	
				Menggaris	C	II	
				Tandek	C	II	
Bengkoka	80	86	84	Bengkoka	C	II	
Paitan	82	85	87	Paitan	C	II	
Sugut	83	92	92	Bongkud	C	I	
				Lohan	C	II	
				Merali	C	I	
				Sugut	C	II	

### 3 (c): Status Kualiti Air Sungai Untuk Lembangan Sungai Yang Bersih, 2008/ *Water Quality Status of Clean River Basin, 2008*

NEGERI/ STATE	LEMBANGAN SUNGAI/ RIVER BASIN	KOD WKA/ CODE WQR	IKA Keseluruhan/ OVERALL WQI		SUNGAI/ RIVER	STATUS SUNGAI/ RIVER STATUS	KELAS/ CLASS
			2007	2008			
SABAH	Labok	84	90	89	Kinipir Labok Liwagu Maliau Tungud	C C C C C	II II II I II
	Sapi	84A	86	84	Sapi Sualong	C C	II II
	Mounad	85	86	83	Mounad	C	II
	Segama	87	84	85	Segama	C	II
	Tungku	88	88	88	Tungku	C	II
	Silabukan	88A	82	81	Silabukan	C	II
	Tingkeyu	89	85	84	Tingkeyu	C	II
	Tawau	91	85	88	Tawau	C	II
	Balung	91B	89	87	Balung	C	II
	Apas	91A	90	86	Apas	C	II
	Merotai	92	81	88	Merotai	C	II
	Umas-Umas	93	88	82	Umas-Umas	C	II
	Brantian	94	84	84	Brantian	C	II
	Kalabakan	95	81	82	Kalabakan	C	II

**Nota/Note :**

1. IKA (Indeks Kualiti Air) berdasarkan 6 parameter utama: BOD, COD, SS, pH, DO dan NH<sub>3</sub>-N  
*WQI (Water Quality Index) based on 6 major parameters: BOD, COD, SS, pH, DO, NH<sub>3</sub>-N*
2. Status Kualiti Air Sungai/*River Water Quality Status*  
: C=Bersih/*Clean*, SP=Sederhana Tercemar/*Slightly Polluted*, P=Tercemar/*Polluted*
3. Kelas Sungai Berdasarkan Standard Kualiti Air Kebangsaan/*River Class Based on INWQS*
4. IKA Keseluruhan dikira dengan mengambil purata IKA kesemua stesen persempalan di setiap lembangan sungai sepanjang tahun/*Overall WQI for river basin is calculated by averaging WQI from all sampling stations in each river basin*

3 (d): Status Kualiti Air Sungai Untuk Lembangan Sungai Yang Sederhana Tercemar, 2008

*Water Quality Status of Slightly Polluted River Basin, 2008*

NEGERI/ STATE	LEMBANGAN SUNGAI/ RIVER BASIN	KOD WKA/ CODE WQR	IKA Keseluruhan/ OVERALL WQI		SUNGAI/ RIVER	STATUS SUNGAI/ RIVER STATUS	KELAS/ CLASS
			2007	2008			
KEDAH	Merbok	4	71	71	Bakar Arang	SP	III
					Bongkok	SP	III
					Bukit Merah	C	II
					Korok	P	III
					Merbok	SP	III
					Petani	P	III
					Tok Pawang	C	II
Tupah	C	I					
P.PINANG	Juru	06J	57	61	Ara	P	III
					Juru	P	III
					Kilang Ubi	SP	III
					Pasir	SP	III
					Pantang Rawa	SP	III
	Rambai	P	III				
	Kluang	06K	74	72	Ara	SP	II
					Kluang	SP	III
					Relau	SP	III
	Perai	06P	64	67	Air Melintas	P	IV
					Jarak	SP	III
					Karangan	C	II
					Keladi	SP	IV
					Kereh	P	IV
					Kubang Semang	SP	III
Kulim					C	II	
Perai					SP	III	
Pertama					P	III	
Seluang	P	III					
Seluang Bawah	P	III					
Bayan Lepas	06T	62	67	Bayan Lepas	SP	III	
				Tiram	SP	III	

### 3 (d): Status Kualiti Air Sungai Untuk Lembangan Sungai Yang Sederhana Tercemar, 2008

#### Water Quality Status of Slightly Polluted River Basin, 2008

NEGERI/ STATE	LEMBANGAN SUNGAI/ RIVER BASIN	KOD WKA/ CODE WQR	IKA Keseluruhan/ OVERALL WQI		SUNGAI/ RIVER	STATUS SUNGAI/ RIVER STATUS	KELAS/ CLASS
			2007	2008			
P.PINANG	Jejawi @ Jawi	07	63	63	Cempedak	P	IV
					Jawi	P	III
					Junjong	SP	III
					Machang	SP	III
					Bubok	P	IV
P.PINANG/ PERAK	Kerian	08	81	76	Kechil	SP	II
					Kerian	SP	II
					Selama	SP	III
					Serdang	SP	III
PERAK	Raja Hitam	12	73	80	Derhaka	SP	III
					Manjong	C	II
					Nyior	C	I
					Raja Hitam	SP	III
	Wangi	12W	73	74	Deralik	SP	III
					Wangi	SP	II
SELANGOR	Tengi	15	82	80	Tengi	SP	II
	Buloh	17	65	67	Buloh	SP	III
SELANGOR/ WPKL	Klang	18	62	64	Ampang	SP	III
					Batu	SP	III
					Bunos	P	III
					Damansara	SP	III
					Gombak	C	II
					Jinjang	P	III
					Kerayong	P	IV
					Keroh	P	IV
					Klang	SP	III
					Kuyoh	SP	III
					Pencala	P	IV
Semelah	C	II					

3 (d): Status Kualiti Air Sungai Untuk Lembangan Sungai Yang Sederhana Tercemar, 2008  
*Water Quality Status of Slightly Polluted River Basin, 2008*

NEGERI/ STATE	LEMBANGAN SUNGAI/ RIVER BASIN	KOD WKA/ CODE WQR	IKA Keseluruhan/ OVERALL WQI		SUNGAI/ RIVER	STATUS SUNGAI/ RIVER STATUS	KELAS/ CLASS
			2007	2008			
SELANGOR	Langat	19	79	75	Anak Chuau	SP	II
					Balak	SP	III
					Batang Besar	SP	III
					Batang Labu	SP	III
					Batang Nilai	P	III
					Beranang	C	II
					Buan	C	II
					Chuau	C	II
					Jijan	C	II
					Langat	SP	III
					Limau Manis	SP	III
					Lui	C	III
					Pajam	SP	II
					Rinching	SP	III
Semenyih	C	II					
SELANGOR	Sepang	20	73	72	Rambai	SP	III
					Sepang	SP	III
N.SEMBILAN	Linggi	21	80	78	Lukut	SP	II
					Batang Besar	C	II
					Chembong	C	II
					Kayu Ara	SP	III
					Kepayong	SP	II
					Kundur Besar	SP	III
					Linggi	SP	III
					Paroi	SP	III
					Pedas	C	II
					Rembau	C	II
					Senawang	SP	III
					Simin	SP	II
					Simpang Empat	C	II
					Siput	C	II
Temiang	SP	III					

3 (d): Status Kualiti Air Sungai Untuk Lembangan Sungai Yang Sederhana Tercemar, 2008

*Water Quality Status of Slightly Polluted River Basin, 2008*

NEGERI/ STATE	LEMBANGAN SUNGAI/ RIVER BASIN	KOD WKA/ CODE WQR	IKA		SUNGAI/ RIVER	STATUS SUNGAI/ RIVER STATUS	KELAS/ CLASS
			Keseluruhan/ OVERALL WQI				
			2007	2008			
MELAKA	Tuang	21BT	67	71	Baru Tuang	SP SP	III IV
	Sri Melaka	21SM	71	67	Air Salak Sri Melaka	SP SP	III III
	Melaka	22	75	73	Batang Melaka	C	II
					Durian Tunggal	C	II
					Kemunting	C	II
					Keru	C	II
					Melaka	SP	III
					Putat	SP	III
	Duyong				Rembia	SP	III
					Tampin	C	II
					Duyong	SP	II
	Kesang	24	78	79	Gapam	SP	III
					Chin-chin	P	III
Chohong					C	II	
Kesang					C	II	
Merlimau	24A	55	60	Tangkak	SP	III	
				Merlimau	SP	III	
JOHOR	Batu Pahat	26	75	78	Amran	SP	II
					Batang	C	I
					Batu Pahat	SP	III
					Bekok	C	II
					Berlian	SP	III
					Chaah	C	II
					Lenik	C	II
					Merek	C	II
					Merpo	C	II
					Semberong	SP	III
					Simpang Kanan	SP	III
Simpang Kiri	SP	III					

### 3 (d): Status Kualiti Air Sungai Untuk Lembangan Sungai Yang Sederhana Tercemar, 2008

#### Water Quality Status of Slightly Polluted River Basin, 2008

NEGERI/ STATE	LEMBANGAN SUNGAI/ RIVER BASIN	KOD WKA/ CODE WQR	IKA Keseluruhan/ OVERALL WQI		SUNGAI/ RIVER	STATUS SUNGAI/ RIVER STATUS	KELAS/ CLASS
			2007	2008			
JOHOR	Air Balo				Air Balo	SP	III
	Benut	27B	77	77	Benut	SP	II
					Parit Haji Yassin	C	II
					Pinggau	SP	III
					Ulu Benut	SP	II
	Pontian Besar	28A	67	66	Air Hitam	SP	III
					Ayer Merah	P	IV
					Pontian Besar	SP	III
	Pontian Kecil	28B	74	78	Pontian Kecil	SP	II
	Skudai	28C	72	69	Melana	SP	III
				Skudai	SP	III	
Kempas	28E	62	63	Kempas	SP	III	
Rambah							
Sanglang	29C	62	61	Sanglang	SP	III	
Pulai	29D	77	76	Pulai	SP	II	
				Ulu Choh	SP	III	
Kim-Kim	31C	68	67	Kim-Kim	SP	III	
PAHANG	Bebar	34B	81	80	Bebar	C	II
					Mebar	C	II
					Serai	SP	II
	Kuantan	36	82	80	Belat	C	II
					Charu	C	II
					Baling Besar	P	IV
					Baling Kecil	P	IV
					Kenau	C	II
					Kuantan	C	II
					Pandan	C	II
				Pinang	C	II	
				Reman	SP	III	
				Riau	SP	III	
				Talam	C	II	

### 3 (d): Status Kualiti Air Sungai Untuk Lembangan Sungai Yang Sederhana Tercemar, 2008

#### Water Quality Status of Slightly Polluted River Basin, 2008

NEGERI/ STATE	LEMBANGAN SUNGAI/ RIVER BASIN	KOD WKA/ CODE WQR	IKA		SUNGAI/ RIVER	STATUS SUNGAI/ RIVER STATUS	KELAS/ CLASS	
			Keseluruhan/ OVERALL WQI					
			2007	2008				
PAHANG	Balok	37	81	75	Balok	SP	III	
			Panjang	SP	III			
			Yior	SP	III			
	Cherating	37A	84	80	Cherating	SP	II	
	Tonggok	37B	82	79	Tonggok	SP	II	
TERENGGANU	Chukai	39C	74	79	Bungkus	C	II	
					Chukai	C	II	
					Ibok	C	II	
		Ruang	SP	III				
		Ibai	42I	81	78	Ibai	SP	II
		Merchang	42L	80	71	Landas	P	IV
					Merchang	SP	III	
	Marang				Kerak			
					Marang	SP	III	
	Merang	45	79	71	Merang	SP	III	
KELANTAN	Pengkalan Chepa	48C	70	72	Alor B	SP	III	
					Alor Lintah	P	III	
					Keladi	C	II	
					Pengkalan Chepa	SP	II	
					Raja Gali	SP	III	
	Pengkalan Datu	48D	82	79	Pengkalan Datu	SP	II	
SARAWAK	Sadong	52	76	85	Karangan	SP	III	
					Sadong	SP	II	
					Tarat	C	II	
		Lupar	53	80	87	Ai	C	II
						Lupar	SP	III
					Sekerang	SP	II	
					Seterap	SP	II	
					Undup	C	II	
	Saribas	54	78	84	Layar	C	II	
					Saribas	SP	III	
	Kerian	55	79	84	Kerian	SP	II	
					Seblak	SP	II	

3 (d): Status Kualiti Air Sungai Untuk Lembangan Sungai Yang Sederhana Tercemar, 2008

*Water Quality Status of Slightly Polluted River Basin, 2008*

NEGERI/ STATE	LEMBANGAN SUNGAI/ RIVER BASIN	KOD WKA/ CODE WQR	IKA Keseluruhan/ OVERALL WQI		SUNGAI/ RIVER	STATUS SUNGAI/ RIVER STATUS	KELAS/ CLASS
			2007	2008			
SARAWAK	Rajang	56	79	85	Baloi	C	II
					Binatang	C	II
					Julau	C	II
					Kinowit	C	II
					Meradong	SP	II
					Rajang	SP	II
					Salim	SP	III
					Sankei	C	II
	Oya	57	78	81	Oya	SP	II
	Mukah	58	77	85	Mukah	SP	II
	Tatau	60	79	81	Tatau	SP	II
	Kemena	61	79	83	Kemena	SP	II
					Sibiu	C	II
Suai	63	79	87	Suai	SP	II	
Sibuti	65	79	77	Kabuloh	SP	III	
				Kejapil	SP	II	
				Satap	C	II	
				Sibuti	C	II	
Miri	66	71	62	Adong	P	III	
				Dalam	SP	III	
				Lutong	SP	III	
				Miri	P	III	
Padang Liku	C	II					
Baram	67	81	79	Baram	SP	II	
				Tutuh	SP	II	
SABAH	Sembulan	76A	65	67	Sembulan	SP	III
	Likas	76B	79	79	Darau	SP	III
					Inanam	C	II
Likas	SP	III					
Menggatal	C	II					

3 (d): Status Kualiti Air Sungai Untuk Lembangan Sungai Yang Sederhana Tercemar, 2008  
*Water Quality Status of Slightly Polluted River Basin, 2008*

NEGERI/ STATE	LEMBANGAN SUNGAI/ RIVER BASIN	KOD WKA/ CODE WQR	IKA Keseluruhan/ OVERALL WQI		SUNGAI/ RIVER	STATUS SUNGAI/ RIVER STATUS	KELAS/ CLASS
			2007	2008			
SABAH	Telipok	76C	85	80	Telipok	SP	II
	Segaliud	85A	81	79	Segaliud	SP	II
	Kinabatangan	86	80	79	Karamuak	C	II
					Kinabatangan	SP	II
					Koyah	C	II
					Leepang	SP	II
					Menanggul	SP	III
					Pin	SP	II
	Takala	SP	III				
	Tenegang Besar	C	II				
Kalumpang	90	78	78	Kalumpang	C	II	
				Pang Burong 1	SP	III	
				Pang Burong 2	SP	III	

Nota/Note :

1. IKA (Indeks Kualiti Air) berdasarkan 6 parameter utama: BOD, COD, SS, pH, DO dan  $\text{NH}_3\text{-N}$   
*WQI (Water Quality Index) based on 6 major parameters: BOD, COD, SS, pH, DO,  $\text{NH}_3\text{-N}$*
2. Status Kualiti Air Sungai/*River Water Quality Status*  
 : C=Bersih/*Clean*, SP=Sederhana Tercemar/*Slightly Polluted*
3. Kelas Sungai Berdasarkan Standard Kualiti Air Kebangsaan/  
 P=Tercemar/*Polluted River Class Based on INWQS*
4. IKA Keseluruhan dikira dengan mengambil purata IKA kesemua stesen persempalan di setiap lembangan sungai sepanjang tahun/*Overall WQI for river basin is calculated by averaging WQI from all sampling stations in each river basin*

3 (e): Status Kualiti Air Sungai Untuk Lembangan  
Sungai Yang Tercemar, 2008  
*Water Quality Status of Polluted River Basin, 2008*

NEGERI/ STATE	LEMBANGAN SUNGAI/ RIVER BASIN	KOD WKA/ CODE WQR	IKA Keseluruhan/ OVERALL WQI		SUNGAI/ RIVER	STATUS SUNGAI/ RIVER STATUS	KELAS/ CLASS
			2007	2008			
P.PINANG	Pinang	06PP	50	57	Air Itam	P	III
					Air Tejun	C	I
					Dondang	P	IV
					Jelutong	P	IV
					Pinang	SP	III
JOHOR	Air Baloi	27A	62	51	Air Baloi	P	IV
	Segget	28	49	52	Air Baloi	P	III
	Tebrau	28D	59	59	Bala	P	III
					Pandan	P	IV
					Plentong	P	IV
					Sebulung	P	IV
					Sengkuang	P	IV
	Tampoi	P	IV				
	Tebrau	SP	III				
	Danga	28F	53	52	Danga	P	III
Ramba	28G	61	58	Rambah	P	III	
Kawasan Pasir Gudang	29B	40	44	Buluh	P	IV	
				Latoh	P	III	
				Masai	P	III	
				Perembi	P	III	
Tukang Baru	P	IV					

Nota/Note:

- IKA (Indeks Kualiti Air) berdasarkan 6 parameter utama: BOD, COD, SS, pH, DO dan  $NH_3-N$   
*WQI (Water Quality Index) based on 6 major parameters: BOD, COD, SS, pH, DO,  $NH_3-N$ .*
- Status Kualiti Air Sungai/*River Water Quality Status:*  
C=Bersih/*Clean*, SP=Sederhana Tercemar/*Slightly Polluted*, P=Tercemar/*Polluted*
- Kelas Sungai Berdasarkan Standard Kualiti Air Kebangsaan/*River Class Based on INWQS*
- IKA Keseluruhan dikira dengan mengambil purata IKA kesemua stesen persempalan  
di setiap lembangan sungai sepanjang tahun/*Overall WQI for river basin is calculated by  
averaging WQI from all sampling stations in each river basin*

## SEKSYEN 4 / SECTION 4: KUALITI AIR MARIN DAN PULAU-PULAU / MARINE AND ISLAND WATER QUALITY

### 4 (a) Parameter Melebihi Standards Status Kualiti Air Marin (%), 2008 Status of Marine Water Quality Parameters Exceeding Standards (%), 2008

Negeri/State	Bil. Stesen/ No. of Station	Bil. Sampel/ No. of Sample	Jumlah Pepejal Terapati/ Total Suspended Solids	Minyak & Gns/ Oil and Grease	E. coli	Arsenik/ Arsenic	Cadmium/ cadmium	Kromium/ chromium	Kuprum/ copper	Ploombum/ lead	Mercuri/ mercury
Perlis	2	22	100	71	95	0	0	0	0	0	14
Pulau Langkawi	7	37	88	63	29	0	0	0	0	0	25
Kedah	3	18	100	50	67	0	0	0	0	8	5
Pulau Pinang	24	164	82	68	87	0	0	2	9	6	NA
Perak	13	60	59	100	45	0	20	0	0	63	12
Selangor	14	73	94	80	81	0	0	0	0	0	10
N.Sembilan	13	39	93	55	71	0	0	NA	0	0	6
Melaka	8	48	98	4	76	0	0	0	2	0	0
Johor	51	165	30	11	75	0	0	0	0	0	33
Pahang	11	80	6	28	16	0	0	0	0	0	5
Terengganu	19	76	23	52	47	0	18	0	0	60	60
Kelantan	10	40	68	89	60	15	15	0	0	63	33
W.P. Labuan	5	10	0	100	20	NA	0	0	0	0	0
Sabah	26	104	3	75	26	0	0	0	0	5	0
Sarawak	25	41	93	72	31	0	0	0	0	13	23
<b>Jumlah / Total</b>	<b>231</b>	<b>977</b>	<b>TSS</b>	<b>O&amp;G</b>	<b>E.coli</b>	<b>As</b>	<b>Cd</b>	<b>Cr</b>	<b>Co</b>	<b>Pb</b>	<b>Hg</b>
<b>Purata (%) / Average (%)</b>			<b>62.5</b>	<b>61.2</b>	<b>55.1</b>	<b>1.1</b>	<b>3.5</b>	<b>0.2</b>	<b>4.8</b>	<b>14.5</b>	<b>11.8</b>

Note: NA = tidak tersedia/not available

4 (b): Jumlah Beban Keperluan Oksigen Biokimia (BOD)  
 Dari Loji Rawatan Kumbahan, 2008  
*Total BOD Load (kg/day) from Sewage  
 Treatment Plants, 2008*

Negeri/ State	Bilangan Loji Kumbahan/ No. of Sewage Treatment Plant	Jumlah Penduduk/ Population Equivalent	Kadar Alir (m <sup>3</sup> /hari)/ Flow (m <sup>3</sup> /day)	Beban BOD (kg/day)/ BOD Load (kg/day)
Selangor	2,715	6,579,871	1,480,471	370,117,74
Perak	1,422	1,300,646	292,645	73,1614
Johor	1,061	1,370,605	308,386	77,096,53
Negeri sembilan	945	996,659	224,248	56,062,07
Kedah	806	626,258	140,908	32,227,01
Melaka	770	623,622	140,315	35,078,74
Pulau pinang	662	1,554,709	349,810	87,452,38
Pahang	521	332,668	74,850	18,712,58
W.P. Kuala lumpur	307	3,195,659	719,023	179,755,82
Terengganu	231	69,165	15,562	3,890,531
Perlis	43	21,839	4,194	1,228,44
W.P. Labuan	32	42,309	9,520	2,379,88
W.P. Putrajaya	9	77,702	17,483	4,370,74
<b>Jumlah/total</b>	<b>9,524</b>	<b>16,791,712</b>	<b>3,778,135</b>	<b>944,533,80</b>

4 (c): Taburan Loji Rawatan Kumbahan Mengikut Negeri, 2008  
*Distribution of Sewage Treatment Plants by States, 2008*

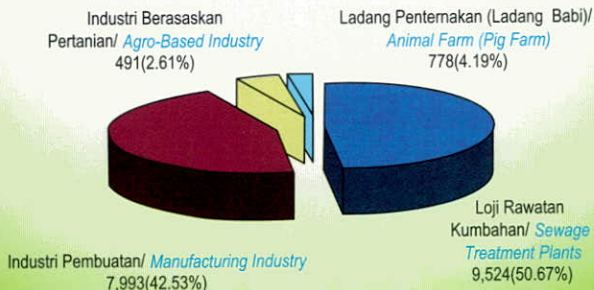
Negeri/State	Bilangan Loji/No. of Plant
Selangor	2,715
Perak	1,422
Johor	1,061
N.Sembilan	945
Kedah	806
Melaka	770
Pulau pinang	662
Pahang	521
W.P. Kuala lumpur	307
Terengganu	231
Perlis	43
W.P. Labuan	32
W.P. Putrajaya	9
<b>Jumlah/total</b>	<b>9,524</b>

Sumber/Source: IWK Sdn. Bhd.

4 (d): Taburan Bilangan Punca Pencemaran Air  
(Industri Berasaskan Pembuatan dan Pertanian) Mengikut Negeri, 2008  
*Distribution of Industrial Water Pollution Sources  
(Agro-based and Manufacturing Industries) by State, 2008*

Negeri/ <i>State</i>	Bilangan Loji/ <i>No. of Plant</i>
Selangor	1,956
Perak	1,468
Johor	1,790
N.Sembilan	162
Kedah	113
Melaka	1,693
Pulau pinang	421
Pahang	118
W.P. Kuala Lumpur	36
Terengganu	83
Kelantan	24
Perlis	10
W.P. Labuan	11
Sarawak	375
Sabah	224
<b>Jumlah/<i>total</i></b>	<b>8,484</b>

4 (e) Komposisi Punca Pencemaran Air Mengikut Sektor, 2008  
*Composition of Water Pollution Sources by Sector, 2008*



4 (f): Kejadian Pencemaran Minyak, 2008  
*Oil Pollution Incidents, 2008*

Lokasi/ <i>Location</i>	Kawasan/ <i>Area</i>		Bilangan Kes/ <i>No. Of Cases</i>
Laut China Selatan/ <i>South China Sea</i>	Perairan Malaysia/ <i>Malaysia Territory</i>	Semenanjung/ <i>Peninsular</i>	2
		Malaysia Timur/ <i>East Malaysia</i>	5
	Zon Ekonomi Eksklusif (EEZ) / <i>Exclusive Economic Zone</i>		0
Laut Sulu/ <i>Sulu Sea</i>	Perairan Malaysia/ <i>Malaysia Territory</i>	Sabah	1
Selat Melaka/ <i>Straits of Malacca</i>	Perairan Malaysia/ <i>Malaysia Territory</i>		1
	Zon Ekonomi Eksklusif (EEZ)/ <i>Exclusive Economic Zone</i>		0
Selat Johor / <i>Straits of Johor</i>	Perairan Malaysia/ <i>Malaysia Territory</i>	Bahagian Barat/ <i>West Part</i>	0
		Bahagian Timur/ <i>East Part</i>	3
<b>Jumlah/Total</b>			<b>12</b>

## SEKSYEN 5/SECTION 5: KUALITI AIR BAWAH TANAH / GROUNDWATER QUALITY

5 (a): Taburan Telaga-telaga Pemantauan Air Bawah Tanah, 2008  
*Distribution of Groundwater Monitoring Wells, 2008*

Kategori/Category	Bilangan Telaga/ Number of Wells
Kawasan Pertanian/ <i>Agricultural Areas</i>	12
Bandar / <i>Urban Suburban Areas</i>	11
Tapak Perindustrian/ <i>Industrial Sites</i>	18
Tapak Pelupusan Sampah/ <i>Landfills</i>	26
Padang Golf/ <i>Golf Courses</i>	7
Tapak Radioaktif/ <i>Radioactive Sites</i>	0
Luarbandar / <i>Rural Areas</i>	5
Bekas Lombong/ <i>Ex-Mining</i>	3
Bekalan Air Tempatan/ <i>Municipal Water Supply</i>	9
Tapak Pelupusan Bangkai Haiwan/ <i>Animal Burial</i>	14
Kolam Akuakultur/ <i>Aquaculture Farms</i>	6
Peranginan/ <i>Resorts</i>	1
<b>Jumlah/ Total</b>	<b>112</b>

5 (b): Garis Panduan Kebangsaan Bagi Kualiti Air Minum (Semakan  
 Disember 2000)/ *National Guidelines for Raw Drinking Water  
 Quality (Revised December 2000)*

Parameter	Symbol	Benchmark
Sulphate	SO <sub>4</sub>	250 mg/l
Hardness	CaCO <sub>3</sub>	500 mg/l
Nitrate	NO <sub>3</sub>	10 mg/l
Coliform	-	Must not be detected in any 100 ml sample
Manganese	Mn	0.1 mg/l
Chromium	Cr	0.05 mg/l
Zinc	Zn	3 mg/l
Arsenic	As	0.01 mg/l
Selenium	Se	0.01 mg/l
Chloride	Cl	250 mg/l
Phenolics	-	0.002 mg/l
TDS	-	1000 mg/l
Iron	Fe	0.3 mg/l
Copper	Cu	1.0 mg/l
Lead	Pb	0.01 mg/l
Cadmium	Cd	0.003 mg/l
Mercury	Hg	0.001 mg/l

Sumber/ Source: Ministry of Health, Malaysia

**SEKSYEN 6/SECTION 6: BAHAN BERBAHAYA / SCHEDULED WASTES**

6 (a): Kuantiti, Jenis dan Sumber Buangan Yang Diimport (Tan), 2006-2008.  
*Quantity, Types and Sources of Scheduled Wastes Imported (Tonnes),  
2006-2008*

Jenis Buangan/ <i>Types of Waste</i>	Negara/ <i>Country</i>	Tahun/ <i>Year</i>		
		2006	2007	2008
Sanga Kuprum/ <i>Copper Slag</i>	Singapura/ <i>Singapore</i>	33,674	28,400	44,000
Sanga Peleburan/ <i>Granulated Blast Furnace Slag</i>	Singapura/ <i>Singapore</i>	0	0	0
	Jepun/ <i>Japan</i>	0	0	0
	China/ <i>China</i>	0	0	0
Buangan Gypsum Dari Janakuasa/ <i>Waste Gypsum from Power Plant</i>	Singapura/ <i>Singapore</i>	132,833	84,890	56,400
Buangan Kaca CRT/ <i>Waste Glass from CRT</i>	Amerika Syarikat/ <i>United States</i>	4,628	14,966	40,000
Asid Terpakai/ <i>Spent Ultra High Acid</i>	Singapura/ <i>Singapore</i>	1,016	3,276	2,540
Mangkin Terpakai/ <i>Spent Catalyst</i>	Singapura/ <i>Singapore</i>	0	0	0
Sanga Kalsium Hidroksida/ <i>Sludge Calcium Hyroxide</i>	Singapura/ <i>Singapore</i>	0	1,542	6,595
<b>Jumlah (tan)/<i>Total (tonnes)</i></b>		<b>172,151</b>	<b>133,074</b>	<b>149,535</b>

6 (b): Kuantiti dan Jenis Buangan Terjadual  
Yang Dieksport (Tan), 2006-2008  
*Quantity and Types of Scheduled  
Wastes Exported (Tonnes), 2006-2008*

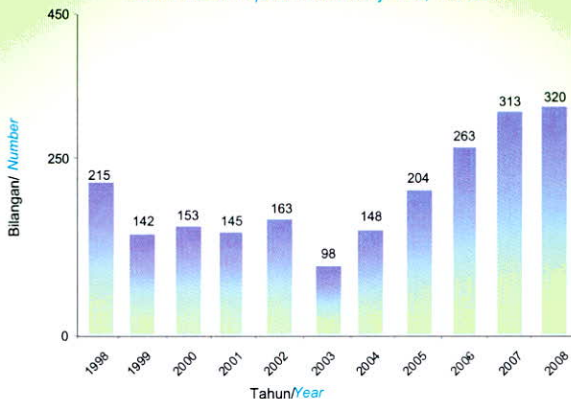
Jenis Buangan/ <i>Type of Waste</i>	Tahun/ <i>Year</i>		
	2006	2007	2008
Erapcemar Hidroksida Logam/ <i>Metal Hydroxide Sludge</i>	1,769	2,592	2,816
Mangkin Terpakai/ <i>Spent Catalyst</i>	645	794	364
Bahan Letupan Terpakai/ <i>Used Blasting Material</i>	105	120	120
Dross Zink/ <i>Zinc Dross</i>	1,082	1,050	200
Buangan Bateri Nikel-Kadmium/ <i>Waste of Nickel Cadmium-Battery</i>	117	-	-
Toner Terpakai/ <i>Used Toner</i>	139	47	50
Buangan Mengandungi Formaldehid/ <i>Waste Containing Formaldehyde</i>	24	132	-
Buangan Elektrikal & Elektronik/ <i>Electrical &amp; Electronic Wastes</i>	1,925	2,350	2,089
Buangan Mengandungi Merkuri/ <i>Solid Waste Containing Mercury Compound</i>	-	23	-
Bekas-Bekas Terpakai Mengandungi Bahan Kimia/ <i>Used Drums Containing Chemicals</i>	-	-	-
<b>Jumlah (tan)/<i>Total (tonnes)</i></b>	<b>5,806</b>	<b>7,108</b>	<b>5,720</b>

6 (c): Kuantiti dan Destinasi Buangan Terjadual  
 Yang dieksport (Tan), 2006-2008  
*Quantity and Destination of Scheduled  
 Wastes Exported (Tonnes), 2006-2008*

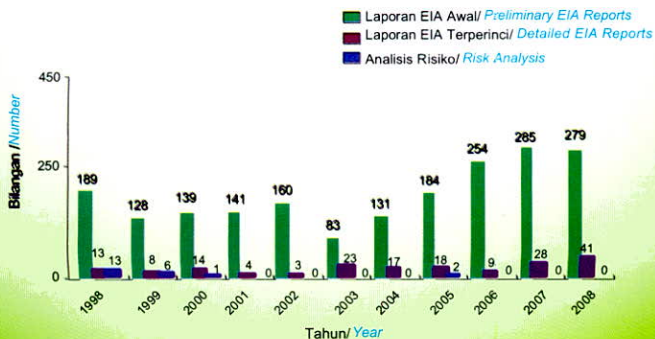
Negara Pengimport/ <i>Importing Country</i>	Tahun/ <i>Year</i>		
	2006	2007	2008
Amerika / <i>America</i>	1,847	1,721	1,882
Australia / <i>Australia</i>	-	-	
Belgium / <i>Belgium</i>	119	807	242
China / <i>China</i>	79	-	-
Estonia / <i>Estonia</i>	-	33	-
Filipina / <i>Philippines</i>	1,280	-	-
Finland / <i>Finland</i>	381	360	333
Holland / <i>Holland</i>	-	-	-
Itali / <i>Italy</i>	98	92	90
Jepun / <i>Japan</i>	660	2,092	1,462
Jerman / <i>Germany</i>	537	1,681	1,396
Korea Selatan / <i>South Korea</i>	117	-	-
Kanada / <i>Canada</i>	-	-	-
Perancis / <i>France</i>	-	-	-
Singapura / <i>Singapore</i>	10	11	-
Sweden / <i>Sweden</i>	21	35	66
Afrika Selatan / <i>South Africa</i>	424	140	160
Thailand / <i>Thailand</i>	233	136	89
<b>Jumlah (tan) / <i>Total (tonnes)</i></b>	<b>5,806</b>	<b>7,108</b>	<b>5,720</b>

## SEKSYEN 7 / SECTION 7: PENGUATKUASAAN / ENFORCEMENT

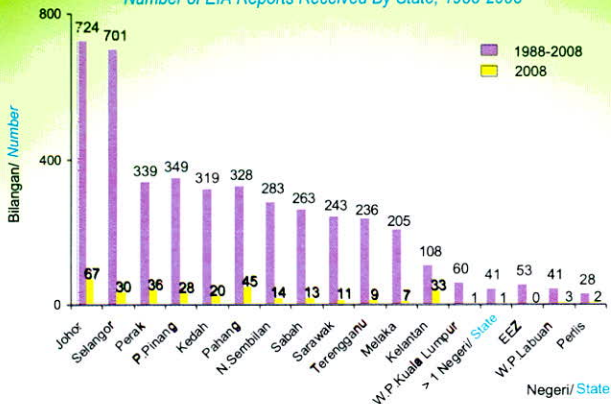
7 (a) Bilangan Laporan EIA Yang Diterima Mengikut Tahun, 1998-2008  
*Number of EIA Reports Received by Year, 1986-2008*



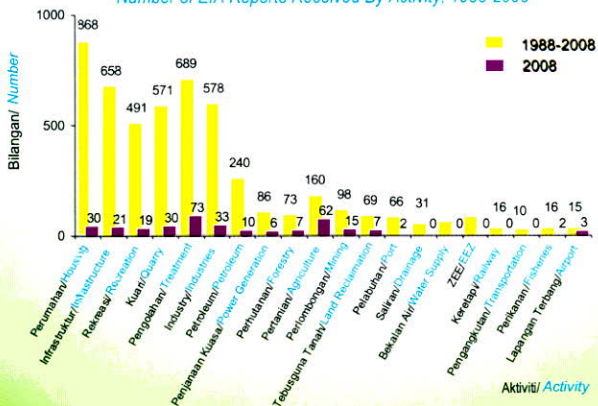
7 (b) Bilangan Laporan EIA dan Jenis Laporan Diterima, 1989-2008  
*Number and Type of EIA Reports Received, 1989-2008*



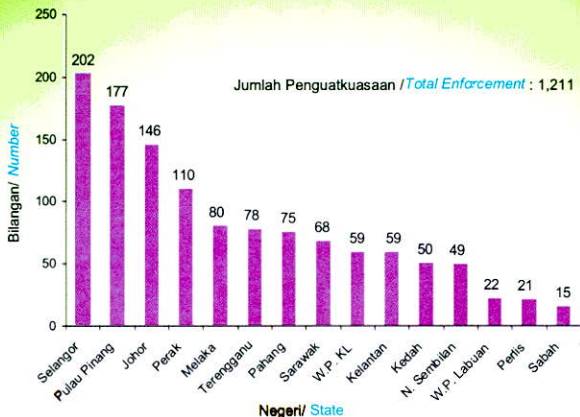
7 (c) Bilangan Laporan EIA Yang Diterima Mengikut Negeri, 1988-2008  
 Number of EIA Reports Received By State, 1988-2008



7 (d) Bilangan Laporan EIA Yang Diterima Mengikut Aktiviti, 1988-2008  
 Number of EIA Reports Received By Activity, 1988-2008



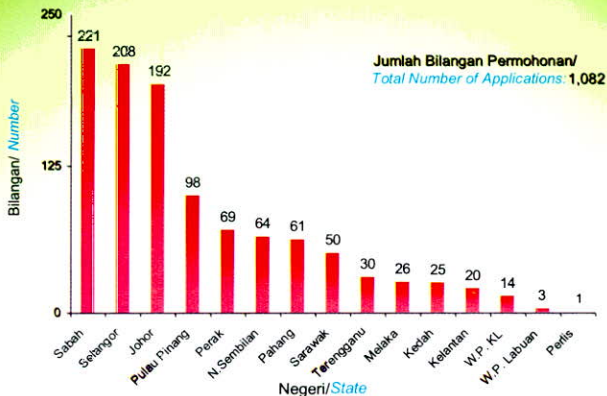
7 (e) Siasatan Penguatkuasaan Projek EIA, 2008  
*Post EIA Enforcement Investigations, 2008*



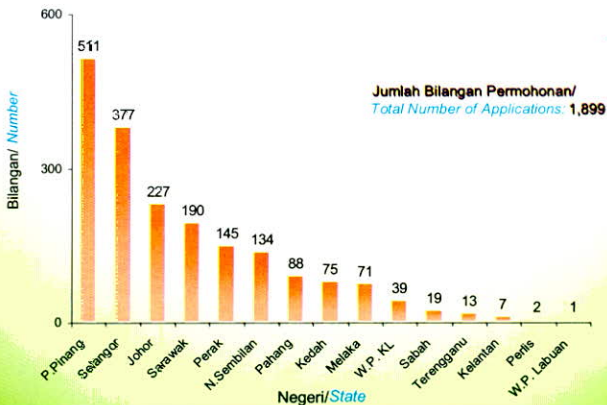
7 (f) Penilaian Awal Tapak Untuk Projek Pembangunan Mengikut Negeri, 2008  
*Pre-Siting Evaluation of Development Projects by State, 2008*



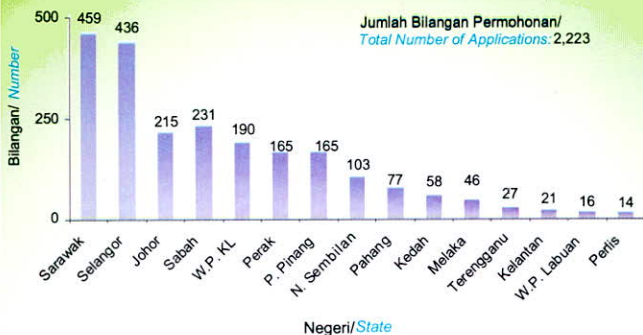
7 (g) Kebenaran Bertulis Untuk Pembinaan Loji Pengolahan Effluen Mengikut Negeri, 2008  
*Application for Construction of Wastewater Treatment Plants by State, 2008*



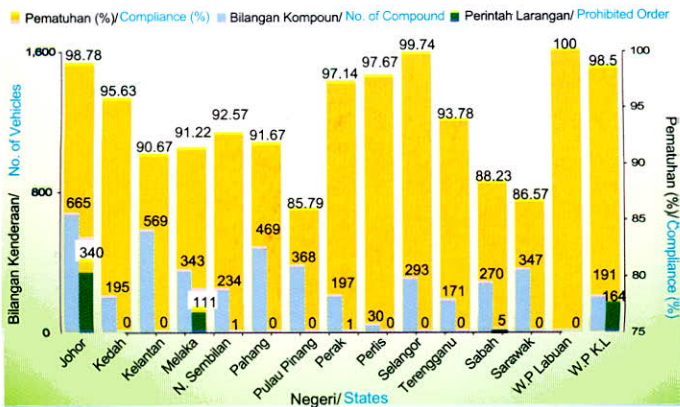
7(h) Permohonan Bagi Pemasangan Alat Kawalan Pencemaran Udara Mengikut Negeri, 2008  
*Applications for Installation of Air Pollution Control Equipment by State, 2008*



7 (i) Permohonan Bagi Pemasangan Alat Pembakaran Bahan Api Mengikut Negeri, 2008  
*Applications for Installation of Fuel Burning Equipment by State, 2008*

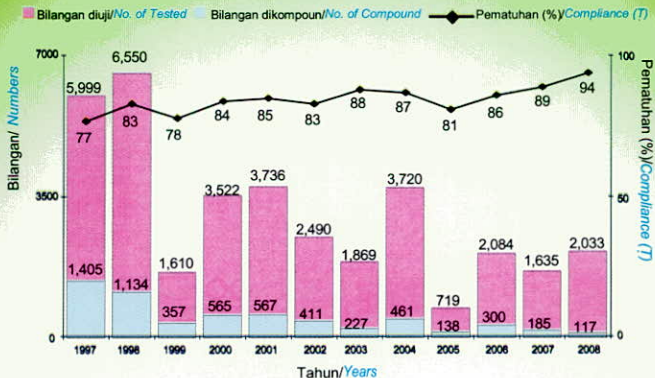


7 (j) Penguatkuasaan Pelepasan Asap Hitam Kenderaan Mengikut Negeri, 2008  
*Enforcement of Vehicular Black Smoke Emission by States, 2008*



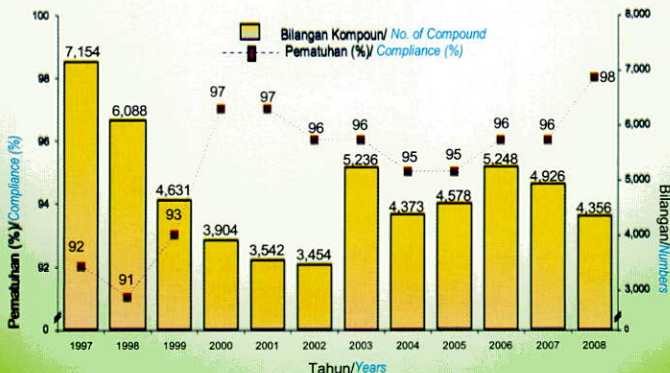
### 7 (k) Penguatkuasaan Pelepasan Bunyi Bising Motosikal, 1997-2008

#### Enforcement of Motorcycle Noise Emission, 1997-2008

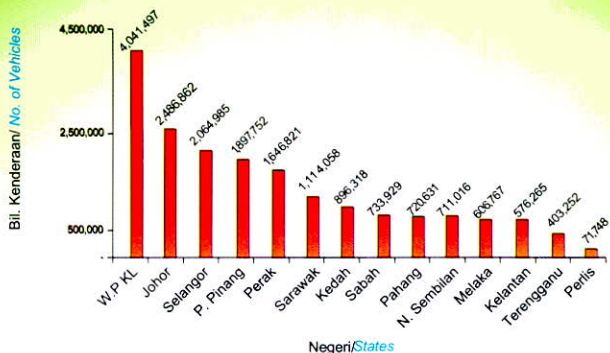


### 7 (l) Penguatkuasaan Pelepasan Asap Hitam Kenderaan Diesel Mengikut Tahun, 1997-2008

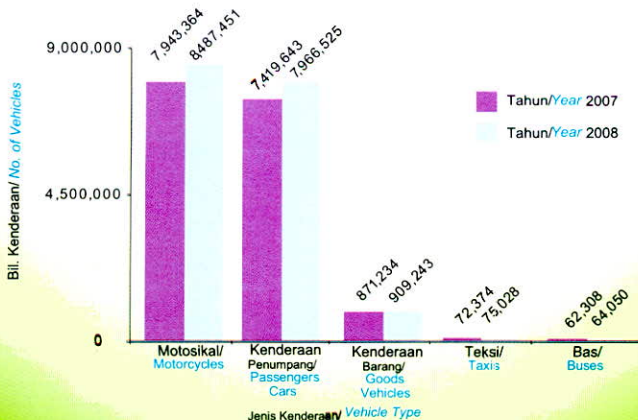
#### Enforcement of Vehicular Black Smoke Emission by Years, 1997-2008



7 (m) Bilangan Kenderaan Bermotor Mengikut Negeri, 2008  
*Number of Motor Vehicles by States, 2008*

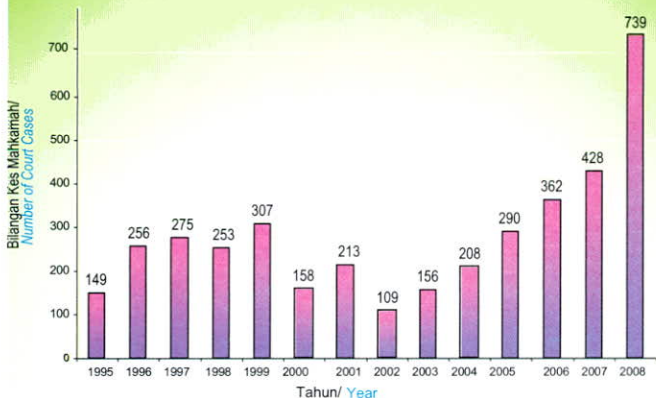


7 (n) Bilangan Kenderaan Bermotor Mengikut Jenis, 2008  
*Number of Motor Vehicles by Type, 2008*



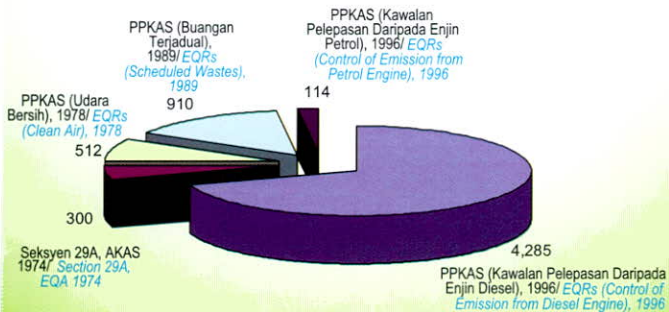
7 (o) Bilangan Kes Mahkamah, 1995-2008

*Number of Court Cases, 1995-2008*



7 (p) Bilangan Kompoun Yang Diterima oleh JAS, 2008

*Number of Compounds Received by DOE, 2008*



7 (g) Bilangan Kes Pembakaran Terbuka Mengikut Negeri, 2008  
*Number of Open Burning Cases by State, 2008*

Negeri/State	Ladang / Plantation	Pertanian / Agriculture	Belukar/ Bushes	Hutan/ Forest	Tapak Pembinaan / Construction Sites	Tapak Pelupusan/ Disposal Sites	Industri/ Industry	Lain-lain / Others
Pertis	0	0	0	0	1	0	0	1
Kedah	5	39	5	1	36	23	20	37
P.Pinang	6	3	15	2	11	27	18	140
Perak	7	0	14	2	10	18	3	21
Selangor	11	76	43	7	50	53	62	376
WP KL	0	0	0	0	22	11	14	52
N.Sembilan	6	0	8	5	12	8	7	99
Melaka	6	8	3	1	10	0	4	37
Johor	4	11	5	0	22	13	19	27
Pahang	39	59	36	44	21	12	17	80
Terengganu	2	8	15	21	6	4	19	42
Kelantan	19	11	1	10	14	11	11	61
Sarawak	81	1,034	12	2	0	1	3	9
Sabah	14	0	28	48	15	8	51	214
WP Labuan	0	0	7	0	1	1	0	12
<b>Jumlah/ Total</b>	<b>200</b>	<b>1,249</b>	<b>192</b>	<b>143</b>	<b>231</b>	<b>190</b>	<b>248</b>	<b>1,208</b>
<b>Jumlah Keseluruhan/ Total Amount : 3,661</b>								

7 (r) Bilangan Kes Pembakaran Terbuka Bulanan, 2008  
*Number of Open Burning Cases by Month, 2008*

Negeri /State	Ladang/ Plantation	Pertanian/ Agriculture	Belukar/ Bushes	Hutan/ Forest	Tapak Pembinaan/ Construction Sites	Tapak Pelupusan/ Disposal Sites	Industri/ Industry	Lain- lain/ Others
Januari/January	48	43	14	9	28	16	25	102
Februari/February	12	45	26	24	25	32	40	118
Mac/March	9	7	7	12	23	15	18	72
April/April	14	36	22	5	19	22	12	92
Mei/May	34	189	18	7	16	17	14	122
Jun/June	20	69	12	12	17	11	21	113
Julai/July	15	57	19	11	20	29	19	170
Ogos/August	23	315	29	13	16	17	23	145
September/September	10	406	10	15	14	4	23	69
Oktober/October	10	48	8	6	11	8	13	55
November/November	5	24	21	29	13	8	23	78
Disember/December	0	10	6	0	29	11	17	72
Jumlah/ Total	200	1,249	192	143	231	190	248	1,208

Jumlah Keseluruhan/Total Amount : 3,661



**INDEKS PETUNJUK PRESTASI (KPI)**  
**(JAS NEGERI)**  
**KEY PERFORMANCE INDEX (KPI)**  
**(STATE OFFICES)**

A1a : Pemeriksaan Punca Yang Ditetapkan dan Peratusan Pematuhan (%)  
*Prescribed Premises Inspection and Percentage of Compliance (%)*

Aktiviti/ Activities		Kedudukan 2008/ Status 2008					
Bil./ No.	Premis Yang Ditetapkan/ <i>Prescribed Premises</i>	Jumlah Premis (Inventori) Total Premises (Inventory)	Premis Dilawat/ Premises Visited	Jumlah Lawatan/ Total Visits	Patuhi/ Complying	Tidak Patuh/ Non-Complying	Peratus Pematuhan/ Percentage of Compliance
		(1)	(2)	(3)	(4)	(5)	(6) = (4)/(1)
i.	Kilang Kelapa Sawit/ <i>Palm Oil Mills</i>	-	-	-	-	-	-
ii.	Kilang Getah Asli Mentah/ <i>Raw Natural Rubber Factories</i>	-	-	-	-	-	-
iii.	Kemudahan Pengolahan Buangan Terjadual/ <i>Scheduled Waste Treatment Facility</i>	-	-	-	-	-	-

Aktiviti/ Activities		Sasaran 2009/ Target 2009				Pencapaian Sehingga 30 Jun 2009/ Achievement Until 30 June 2009		Tidak Patuh/ Non-Complying	Peratus Pematuhan/ Percentage of Compliance
Bil./ No.	Premis Yang Ditetapkan/ <i>Prescribed Premises</i>	Jumlah Premis (Inventori) Total Premises (Inventory)	Premis yg Disasarkan Utk Dilawat/ Premises Targeted to Be Visited	Jumlah Lawatan yg Disasarkan/ Total Visits Targeted	Jumlah Premis Yang Disasarkan Patuh/ Total Complying Premises Targeted	Patuhi/ Complying	Patuhi/ Complying	(17) = [(7)-(13)]/(7)	
		(7)	(8)	(9)	(10)	(11)	(15)	(16)	
i.	Kilang Kelapa Sawit/ <i>Palm Oil Mills</i>	-	-	-	-	-	-	-	
ii.	Kilang Getah Asli Mentah/ <i>Raw Natural Rubber Factories</i>	-	-	-	-	-	-	-	
iii.	Kemudahan Pengolahan Buangan Terjadual/ <i>Scheduled Waste Treatment Facility</i>	-	-	-	-	-	-	-	

\* P- Bil. Premis Dilawat/ No. of Visited Premises L- Bil. Lawatan/ No. Of Visits

A1b : Pemeriksaan Punca Yang Bukan Diteapkan dan Peratusan Pematuhan (%)  
*Non-Prescribed Premises Inspection and Percentage of Compliance (%)*

Bil./ No.	Aktiviti/ Activities	Kedudukan 2008/ Status 2008						Peratus Pematuhan/ Percentage of Compliance
		Jumlah Premis (Inventory) Total Premises (Inventory) (1)	Premis Dilawat/ Premises Visited (2)	Jumlah Lawatan/ Total Visits (3)	Patuh/ Complying (4)	Tidak Patuh/ Non- Complying (5)	Peratus Pematuhan/ Percentage of Compliance (6) = (4)/(1)	
i.	Effluent Perindustrian/Industrial Effluent	16	12	28	10	2	87.5%	
ii.	Pencemaran Udara/Air Pollution	69	51	97	48	3	95.6%	
iii.	Premis Kumbahan/Sewage Premises	178	49	97	44	5	97.2%	
iv.	Premis Buangan Terjadual/Scheduled Waste Treatment Facility	160	140	262	115	25	84.4%	

Bil./ No.	Aktiviti/ Activities	Sasaran 2009/Target 2009				Pencapaian Sehingga 30 Jun 2009/ Achievement Until 30 June 2009 (11)		Patuh/ Complying (15)	Tidak Patuh/ Non- Complying (16)	Peratus Pematuhan/ Percentage of Compliance (17) = [(7)-(13)]/(7)
		Jumlah Premis (Inventory) Total Premises (Inventory) (7)	Premis yg Disasarkan Uik Dilawat/ Premises Targeted to be Visited (8)	Jumlah Lawatan yg Disasarkan Total Visits Targeted (9)	Jumlah Premis Yang Disasarkan Patuh/Total Complying Premises Targeted (10)	P*	L*			
i.	Effluent Perindustrian/Industrial Effluent	12	12	72	11	9	11	3	1	92.0%
ii.	Pencemaran Udara/Air Pollution	69	38	116	38	37	39	16	4	94.0%
iii.	Premis Kumbahan/Sewage Premises	174	155	310	155	59	64	30	3	98.0%
iv.	Premis Buangan Terjadual/ Scheduled Waste Treatment Facility	160	115	292	115	119	121	25	45	72.0%

\* P - Bil. Premis Dilawat/ No. of Visited Premises L - Bil. Lawatan/ No. Of Visits

A2 : Operasi Mencegah Pembakaran Terbuka  
*Prevention Operation on Open Burning*

Bil./ No.	Aktiviti/Activities  Program Operasi Pencegahan Pembakaran Terbuka/ <i>Prevention Operation On Open Burning</i>	Pencapaian 2008/ <i>Achievement 2008</i>	Sasaran 2009/ <i>Target 2009</i>	Pencapaian Sehingga 30 Jun 2009/ <i>Achievement Until 30 June 2009</i>	
				R*	L*
i.	Rondaan Daratan/ <i>Land Patrol</i>	56	90	48	48
ii.	Program Pengawasan Melalui Udara/ <i>Airborne Surveillance Programme</i>	4	12	-	0
iii.	Pemantauan Tapak Pelupusan Sampah/ <i>Monitoring of Landfill Site</i>	10	10	-	4
iv.	Siasatan Titik Panas/ <i>Hot Spot Investigation</i>				
	Bilangan dilaporkan (ASMC)/ <i>No. of Report (ASMC)</i>	17	20	-	14
	Bilangan disiasat/ <i>No. of Investigation</i>	17	20	-	14

\* R- Bil. Program Dirancang/*No. of Programmes Planned*  
 L- Bil. Program Dilaksana/*No. of Programmes Implemented*

A3 : Tindakan Undang-Undang (Kompon dan Mahkamah)  
*Legal Actions (Compound and Court Cases)*

Bil./ No.	Aktiviti/ Activities	Kedudukan 2008/ Status 2008		Sasaran 2009/ Target 2009	Pencapaian Sehingga 30 Jun 2009/ Achievement Until 30 June 2009
		Bilangan kes/ Number of Cases	*RM		
1	<b>Kompaun/ Compounds</b>				
	Punca Tetap/ Point Sources	4	8,000	17	7
	Punca Bergerak/ Mobile Sources	40	63,000	70	9
2	<b>Mahkamah/ Court Cases</b>				
i.	<b>Kertas Siasatan kepada TPR/ Investigation Paper to TPR</b>				
	Punca Tetap/ Point Sources	0	-	10	0
	Punca Bergerak/ Mobile Sources	2	-	20	4
ii.	<b>Kes difailkan/ Filed Cases</b>				
	Punca Tetap/ Point Sources	0	-	10	0
	Punca Bergerak/ Mobile Sources	2	-	20	0
iii.	<b>Kes selesai/ Completed Cases</b>				
	Punca Tetap/ Point Sources	0	-	10	0
	Punca Bergerak/ Mobile Sources	1	1,300	20	1

A4: Penyiasatan Aduan/ Complaint Investigation

Bil./ No.	Perkara/ Item	Kedudukan 2008/ Status 2008		Sasaran 2009/ Target 2009	Pencapaian Sehingga 30 Jun 2009/ Achievement Until 30 June 2009
		Bilangan/ Number			
1	<b>Aduan Diterima/ Complaint Received</b>	50	55		28

A5: Program Pendidikan Dan Kesedaran Alam Sekitar  
*Environmental Education And Awareness Programmes*

Bil./ No.	Program/Programme	Kedudukan 2008/ Status 2008	Sasaran 2009/ Target 2009	Pencapaian Sehingga 30 Jun 2009/ Achievement Until 30 June 2009
1	Ceramah Sekolah-Sekolah/ <i>Lecture in Schools</i>	22	-	12
2	Ceramah Umum/ <i>Public Lecture</i>	2	2	4
3	Pameran/ <i>Exhibition</i>	21	20	22
4	Seminar/ Taklimat/ <i>Seminar/Briefing</i>	3	3	1
5	Kem Kesedaran Alam Sekitar (KeKAS)/ <i>Environmental Awareness Camp (KeKAS)</i>	4	4	4
6	Minggu Alam Sekitar Malaysia/ <i>Malaysia Environment Week</i>	4	1	0
7	Lain-Lain/ <i>Others</i>			
7.1	Kolokium/ <i>Colloquium</i>		10	7

**A6: Permohonan EIA/KB/APB/Lesen/Rayuan Kompon**  
*EIA/Written Permission/APB/Licence/Compound Appeal Application*

Bil./ No.	Program/ Programme	Kedudukan 2008/ Status 2008	Sasaran 2009/ Target 2009	Pencapaian Sehingga 30 Jun 2009 Achievement Until 30 June 2009
i.	Laporan EIA/EIA Report	2	4	2
ii.	Kebeneran Bertulis(KB)/ Written Permission(KB)	1	4	0
iii.	APB /Alat Kawalan/ Insinerator (Kelulusan Bertulis)/ APB/Control Equipment/Incrinerator (Written Approval)	16	10	7
iv.	PAT & Ujisan Input Pembangunan/ PAT & Inputs Development	174	100	74
v.	Lawatan PAT/ PAT Visit	174	100	74
vi.	Lawatan Post EIA/ Post EIA Visit	3	8	1
vii.	Rayuan Kompon/ Compound Appeal	75	80	12
viii.	Lesen/ Licence	10	12	5

*Nota/Note: APB- Alat Pembakaran Bahanapi/ Fuel Burning Equipment  
 PAT- Penilaian Awal Tapak/ Pre-siting Evaluation*

A1a : Pemeriksaan Punca Yang Ditetapkan dan Peratusan Pematuhan (%)  
*Prescribed Premises Inspection and Percentage of Compliance (%)*

Aktiviti/ Activities		Kedudukan 2008/ Status 2008					
Bil./ No.	Premis Yang Ditetapkan/ Prescribed Premises	Jumlah Premis (Inventory) Total Premises (Inventory)	Premis Dilawat/ Premises Visited	Jumlah Lawatan/ Total Visits	Patu/ Complying	Tidak Patu/ Non-Complying	Peratus Pematuhan/ Percentage of Compliance
		(1)	(2)	(3)	(4)	(5)	(6) = (4)/(1)
i.	Kilang Kelapa Sawit/ Palm Oil Mills	6	6	32	4	4	66.67%
ii.	Kilang Getah Asli Mentah/ Raw Natural Rubber Factories	12	12	30	10	2	83.33%
iii.	Kemudahan Pengolahan Buangan Terjadual/ Scheduled Waste Treatment Facility	22	22	29	18	4	81.82%

Aktiviti/ Activities		Sasaran 2009/ Target 2009				Pencapaian Sehingga 30 Jun 2009/ Achievement Until 30 June 2009		Tidak Patu/ Non-Complying	Peratus Pematuhan/ Percentage of Compliance
Bil./ No.	Premis Yang Ditetapkan/ Prescribed Premises	Jumlah Premis (Inventory) Total Premises (Inventory)	Premis yg Disasarkan/ Uk Dilawat/ Premises Targeted to be Visited	Jumlah Lawatan yg Disasarkan/ Total Visits Targeted	Jumlah Premis Yang Disasarkan Patu/ Total Complying Premises Targeted	P*	L*	(15)	(17) = [(7)-(13)]/(7)
		(7)	(8)	(9)	(10)			(16)	(17)
i.	Kilang Kelapa Sawit/ Palm Oil Mills	6	6	24	6	12	19	6	100.00%
ii.	Kilang Getah Asli Mentah/ Raw Natural Rubber Factories	11	11	38	11	18	16	9	81.82%
iii.	Kemudahan Pengolahan Buangan Terjadual/ Scheduled Waste Treatment Facility	24	24	38	24	18	20	23	95.83%

\* P- Bil. Premis Dilawat/ No. of Visited Premises L- Bil. Lawatan/ No. of Visits

A1b : Pemeriksaan Puncu Yang Bukan Ditetapkan dan Peratusan Pematuhan (%)  
*Non-Precribed Premises Inspection and Percentage of Compliance (%)*

Aktiviti/ Activities		Kedudukan 2008/ Status 2008						Peratus Pematuhan/ Percentage of Compliance
		Jumlah Premis (Inventory)/ Total Premises (Inventory) (1)	Premis Dilawati/ Premises Visited (2)	Jumlah Lawatan/ Total Visits (3)	Patuhi/ Complying (4)	Tidak Patuh/ Non- Complying (5)	(6) = (4)/(1)	
Bil./ No.	Premis Yang Bukan Ditetapkan/ Non -Precribed Premises							
i.	Effluen Perindustrian/Industrial Effluent	224	119	152	114	5	97.77%	
ii.	Pencemaran Udara/Air Pollution	868	218	235	200	18	97.93%	
iii.	Premis Kumbahan/Sewage Premises	765	88	88	88	0	100.00%	
iv.	Premis Buangan Terjadual/ Scheduled Waste Treatment Facility	580	261	280	231	30	94.83%	

Aktiviti/ Activities		Sasaran 2009/ Target 2009				Pencapaian Sehingga 30 Jun 2009/ Achievement Until 30 June 2009		Peratus Pematuhan/ Percentage of Compliance
		Jumlah Premis (Inventory)/ Total Premises (Inventory) (7)	Premis yg Disasarkan Utk Dilawati/ Premises Targeted to be Visited (8)	Jumlah Lawatan yg Disasarkan/ Total Visits Targeted (9)	Jumlah Premis Yang Disasarkan Patuh/ Total Complying Premises Targeted (10)	Patuh/ Complying (15)	Tidak Patuh/ Non- Complying (16)	
Bil./ No.	Premis Yang Bukan Ditetapkan/ Non -Precribed Premises							
i.	Effluen Perindustrian/Industrial Effluent	267	108	147	108	70	35	98.88%
ii.	Pencemaran Udara/Air Pollution	1,176	241	241	241	235	108	98.89%
iii.	Premis Kumbahan/Sewage Premises	1,016	149	149	146	79	39	100.00%
iv.	Premis Buangan Terjadual/ Scheduled Waste Treatment Facility	613	267	267	267	40	66	98.04%

\* P-Bil. Premis Dilawati/ No. of Visited Premises L-Bil. Lawatan/ No. Of Visits

A2 : Operasi Mencegah Pembakaran Terbuka  
Prevention Operation for Open Burning

Bil./ No.	Aktiviti/ Activities  Program Operasi Pencegahan Pembakaran Terbuka/ Operation On Open Burning	Pencapaian 2008/ Achievement 2008	Sasaran 2009/ Target 2009	Pencapaian Sehingga 30 Jun 2009/ Achievement Until 30 June 2009	
				R*	L*
i.	Rondaan Daratan/ Land Patrol	324	272	144	141
ii.	Program Pengawasan Melalui Udara/Airborne Surveillance Programme	11	14	7	0
iii.	Pemantauan Tapak Pelupusan Sampah/ Monitoring Landfill Site	17	29	15	0
iv.	Siasatan Titik Panas/Hot Spot Inspection				
	Bilangan dilaporkan (ASMC)/No. of Report (ASMC)	50	-	-	64
	Bilangan disiasat/No. of Investigation	50	-	-	64

\* R- Bil. Program Dirancang/ No. of Programmes Planned  
L- Bil. Program Dilaksana/ No. of Programmes Implemented

A3 : Tindakan Undang-Undang (Kompoun dan Mahkamah)  
*Legal Action (Compound and Court)*

Bil./ No.	Aktiviti/ Activities	Kedudukan 2008/Status 2008		Sasaran 2009/ Target 2009	Pencapaian Sehingga 30 Jun 2009/ Achievement Until 30 June 2009
		Bilangan kes/ Number of Cases	*RM		
1	<b>Kompoun/ Compounds</b>				
	Punca Tetap/ Point Sources	80	160,000.00	84	47
	Punca Bergerak/ Mobile Sources	219	438,000.00	235	28
2	<b>Mahkamah/ Court</b>				
i.	<b>Kertas Siasatan kepada TPR/ Investigation Paper to TPR</b>				
	Punca Bergerak/Point Sources	24	-	24	24
	Punca Tetap/Mobile Sources	49	-	50	50
ii.	<b>Kes difailkan/ Filed Cases</b>				
	Punca Tetap/ Point Sources	24	-	24	24
	Punca Bergerak/Mobile Sources	49	-	50	50
iii.	<b>Kes selesai/ Completed Cases</b>				
	Punca Tetap/Point Sources	12		12	12
	Punca Bergerak/Mobile Sources	48		48	48

A4: Penyiasatan Aduan/ Complaint Investigation

Bil./ No.	Perkara/ Item	Kedudukan 2008/ Status 2008		Sasaran 2009/ Target 2009	Pencapaian Sehingga 30 Jun 2009/ Achievement Until 30 June 2009
		Bilangan/Number			
1	Aduan Diterima/Complaint <i>Received</i>	194	83		148

A5: Pendidikan Dan Kesedaran Alam Sekitar  
*Environmental Education And Awareness*

Bil/ No.	Program/Programme	Kedudukan 2008/ Status 2008	Sasaran 2009/Target 2009	Pencapaian Sehingga 30 Jun 2009/ Achievement Until 30 June 2009
1	Ceramah Sekolah-Sekolah/ <i>Lecture in Schools</i>	32	30	19
2	Ceramah Umum/ <i>Public Lecture</i>	6	2	1
3	Pameran/ <i>Exhibition</i>	19	20	16
4	Seminar/ Taklimat/ <i>Seminar/Briefing</i>	12	10	2
5	Kem Kesedaran Alam Sekitar (KeKAS)/ <i>Environmental Awareness Camp (KeKAS)</i>	15	7	12
6	Minggu Alam Sekitar Malaysia/ <i>Malaysia Environment Week</i>	2	5	1
7	Lain-Lain/ <i>Others</i>			
7.1	Kolokium/ <i>Colloquium</i>	-	3	0

**A6: Permohonan EIA/KB/APB/Lesen/Rayuan Kompoun**  
*EIA/Written Permission/APB/Licence/Compound Appeal Application*

Bil/ No.	Program/ Programme	Kedudukan 2008/ Status 2008	Sasaran 2009/ Target 2009	Pencapaian Sehingga 30 Jun 2009 Achievement Until 30 June 2009
i.	Laporan EIA/EIA Report	19	Semua permohonan diproses mengikut piagam	2
ii.	Kebenaran Bertulis(KB)/ Written Permission(KB)	25	28	7
iii.	APB /Alat Kawalan/ Insinerator (Kelulusan Bertulis)/ APB/Control Equipment/Incinerator (Written Approval)	133	147	55
iv.	PAT & Ulasan Input Pembangunan/PAT & Input Comment Development	760	836	184
v.	Lawatan PAT/PAT Visit	511	760	184
vi.	Lawatan Post EIA/ Post EIA Visit	58	30	13
vii.	Rayuan Kompoun/ Compound Appeal	226	250	67
viii.	Lesen/ Licence	240	240	80

*Note/Nota: APB- Alat Pembakaran Bahanapil/ Fuel Burning Equipment  
 PAT- Penilaian Awal Tapak/ Pre-siting Evaluation*



A1b : Pemeriksaan Punca Yang Bukan Ditetapkan dan Peratusan Pematuhan (%)  
 Non-Prescribed Premises Inspection and Percentage of Compliance (%)

Aktiviti/ Activities	Kedudukan 2008/ Status 2008						Peratus Pematuhan/ Percentage of Compliance
	Jumlah Premis (Inventori)/ Total Premises (Inventory)	Premis Dilawat/ Premises Visited	Jumlah Lawatan/ Total Visits	Patuh/ Complying	Tidak Patuh/ Non-Complying	Peratus Pematuhan/ Percentage of Compliance	
i. Efluen Perindustrian/ Industrial Effluent	393	324	377	388	5	(6) = (4)/(1)	99%
ii. Pencemaran Udara/ Air Pollution	850	508	582	847	3		99%
iii. Premis Kumbahan/ Sewage Premises	653	83	83	653	0		100%
iv. Premis Buangan Terjadual/ Scheduled Waste Treatment Facility	1,588	698	776	1,736	11		99%

Aktiviti/ Activities	Sasaran 2009/ Target 2009						Pencapaian Sehingga 30 Jun 2009/ Achievement Until 30 June 2009	Patuh/ Complying	Tidak Patuh/ Non-Complying	Peratus Pematuhan/ Percentage of Compliance
	Jumlah Premis (Inventori)/ Total Premises (Inventory)	Premis yg Dilawat/ Premises Targeted to be Visited	Jumlah Lawatan yg Dilawat/ Total Visits Targeted	Jumlah Premis Yang Disasarkan/ Total Premises Targeted	Patuh/ Complying	Tidak Patuh/ Non-Complying				
i. Efluen Perindustrian/ Industrial Effluent	418	220	280	418	186	175	113	9	(17) = [(7)-(13)]/(7)	98%
ii. Pencemaran Udara/ Air Pollution	903	370	400	903	287	274	164	12		99%
iii. Premis Kumbahan/ Sewage Premises	653	50	50	653	16	16	15	1		100%
iv. Premis Buangan Terjadual/ Scheduled Waste Treatment Facility	1,798	350	420	1,798	364	253	230	10		99%

P - Bil. Premis Dilawat/ No. of Visited Premises L - Bil. Lawatan/ No. Of Visits

A2 : Operasi Mencegah Pembakaran Terbuka  
*Prevention Operation for Open Burning*

Bil./ No.	Aktiviti/ Activities  Program Operasi Pencegahan Pembakaran Terbuka/ <i>Prevention Operation On Open Burning</i>	Pencapaian 2008/ <i>Achievement 2008</i>	Sasaran 2009/ <i>Target 2009</i>	Pencapaian Sehingga 30 Jun 2009/ <i>Achievement Until 30 June 2009</i>	
				R*	L*
i.	Rondaan Daratan/ <i>Land Patrol</i>	137	150	75	176
ii.	Program Pengawasan Melalui Udara/ <i>Airborne Surveillance Programme</i>	7	6	3	1
iii.	Pemantauan Tapak Pelupusan Sampah/ <i>Monitoring Landfill Site</i>	64	6	32	51
iv.	Siasatan Titik Panas/ <i>Hot Spot Inspection</i>				
	Bilangan dilaporkan (ASMC)/ <i>No. of Report (ASMC)</i>	5	6	3	4
	Bilangan disiasat/ <i>No. of Investigation</i>	5	6	3	4

\* R-Bil. Program Dirancang/ *No. of Programmes Planned*  
 L-Bil. Program Dilaksana/ *No. of Programmes Implemented*

A3 : Tindakan Undang-Undang (Kampoun dan Mahkamah)  
*Legal Action (Compound and Court)*

Bil./ No.	Aktiviti/ Activities	Kedudukan 2008/Status 2008		Sasaran 2009/ Target 2009	Pencapaian Sehingga 30 Jun 2009/ Achievement Until 30 June 2009
		Bilangan kes/ Number of Cases	*RM		
1	<b>Kompaun/ Compounds</b>				
	Punca Tetap/ Point Sources	70	140,000.00	70	40
	Punca Bergerak/ Mobile Sources	368	736,000.00	300	135
2	<b>Mahkamah/ Court</b>				
i.	<b>Kertas Siasatan kepada TPR/ Investigation Paper to TPR</b>				
	Punca Tetap/ Point Sources	15	-	15	8
	Punca Bergerak/ Mobile Sources	100	-	100	20
ii.	<b>Kes difailkan/ Filed Cases</b>				
	Punca Tetap/ Point Sources	15	-	15	8
	Punca Bergerak/ Mobile Sources	90	-	100	20
iii.	<b>Kes selesai/ Completed Cases</b>				
	Punca Tetap/ Point Sources	5		5	5
	Punca Bergerak/ Mobile Sources	50		50	58

A4: Penyiasatan Aduan/ Complaint Investigation

Bil./ No.	Perkaral/ Item	Kedudukan 2008/ Status 2008		Sasaran 2009/ Target 2009	Pencapaian Sehingga 30 Jun 2009/ Achievement Until 30 June 2009
		Bilangan/Number			
1	Aduan Diterima/ Complaint Received	519	183		374

A5: Pendidikan Dan Kesedaran Alam Sekitar  
*Environmental Education And Awareness*

Bil/ No.	Program/Programme	Kedudukan 2008/ Status 2008	Sasaran 2009/Target 2009	Pencapaian Sehingga 30 Jun 2009/ Achievement Until 30 June 2009
1	Ceramah Sekolah-Sekolah/ <i>Lecture in Schools</i>	7	7	5
2	Ceramah Umum/ <i>Public Lecture</i>	22	22	12
3	Pameran/ <i>Exhibition</i>	22	22	20
4	Seminar/ Taklimat/ <i>Seminar/Briefing</i>	2	2	1
5	Kem Kesedaran Alam Sekitar (KeKAS)/ <i>Environmental Awareness Camp (KeKAS)</i>	2	2	3
6	Minggu Alam Sekitar Malaysia/ <i>Malaysia Environment Week</i>	8	8	0
7	Lain-Lain/ <i>Others</i>			
7.1	Kolokium/ <i>Colloquium</i>	12	12	7

**A6: Permohonan EIA/KB/APB/Lesen/Rayuan Kompoun**  
*EIA/Written Permission/APB/Licence/Compound Appeal Application*

Bil./ No.	Program/ Programme	Kedudukan 2008/ Status 2008	Sasaran 2009/ Target 2009	Pencapaian Sehingga 30 Jun 2009 Achievement Until 30 June 2009
i.	Laporan EIA/EIA Report		6	6
ii.	Kebeneran Bertulis(KB)/ <i>Written Permission(KB)</i>		17	17
iii.	APB /Alat Kawalan/ Insinator (Kelulusan Bertulis)/ <i>APB/Control Equipment/Incinerator (Written Approval)</i>	Diproses dalam tempoh piagam/ <i>Processed within charter</i>	20-8	20-8
iv.	PAT & Ulasan Input Pembangunan/ <i>PAT &amp; Input Comment Development</i>		237	237
v.	Lawatan PAT/ <i>PAT Visit</i>	160	41	41
vi.	Lawatan Post EIA/ <i>Post EIA Visit</i>	160	69	69
vii.	Rayuan Kompoun/ <i>Compound Appeal</i>	Rujuk Jadual A4/ <i>Refer Table A4</i>	Rujuk Jadual A4/ <i>Refer Table A4</i>	
viii.	Lesen/ <i>Licence</i>	286	135	202

*Nota/Note:* APB- Alat Pembakaran Bahanapil/ *Fuel Burning Equipment*  
 PAT- Penilaian Awal Tapak/ *Pre-siting Evaluation*

A1a : Pemeriksaan Punca Yang Ditetapkan dan Peratusan Pematuhan (%)  
*Prescribed Premises Inspection and Percentage of Compliance (%)*

		Kedudukan 2008/ Status 2008					
Bil./ No.	Aktiviti/ Activities	Jumlah Premis (Inventory) Total Premises (Inventory) (1)	Premis Dilawat/ Premises Visited (2)	Jumlah Lawatan/ Total Visits (3)	Patuh/ Complying (4)	Tidak Patuh/ Non-Complying (5)	Peratus Pematuhan/ Percentage of Compliance (6) = (4)/(1)
i.	Kilang Kelapa Sawit/ <i>Palm Oil Mills</i>	46	46	180	40	6	86.96%
ii.	Kilang Getah Asli Mentah/ <i>Raw Natural Rubber Factories</i>	11	11	9	11	0	100.00%
iii.	Kemudahan Pengolahan Buangan Terjadual/ <i>Scheduled Waste Treatment Facility</i>	26	20	20	46	0	100.00%

		Sasaran 2009/ Target 2009				Pencapaian Sehingga 30 Jun 2009/ Achievement Until 30 June 2009		Peratus Pematuhan/ Percentage of Compliance (17) = [(7)-(13)]/(7)	
Bil./ No.	Aktiviti/ Activities	Jumlah Premis (Inventory) Total Premises (Inventory) (7)	Premis yg Disasarkan Utk Dilawat/ Premises Targeted to be Visited (8)	Jumlah Lawatan yg Disasarkan/ Total Visits Targeted (9)	Jumlah Premis Yang Disasarkan Patuh/ Total Complying Premises Targeted (10)	Patuh/ Complying (15)	Tidak Patuh/ Non-Complying (16)		
i.	Kilang Kelapa Sawit/ <i>Palm Oil Mills</i>	46	46	68	46	23	27	6	86.96%
ii.	Kilang Getah Asli Mentah/ <i>Raw Natural Rubber Factories</i>	11	11	11	11	9	9	1	90.91%
iii.	Kemudahan Pengolahan Buangan Terjadual/ <i>Scheduled Waste Treatment Facility</i>	30	30	30	30	23	24	5	83.33%

\* P-Bil. Premis Dilawat/ No. of Visited Premises L-Bil. Lawatan/ No. Of Visits

A1b : Pemeriksaan Puncu Yang Bukan Ditetapkan dan Peratusan Pematuhan (%)  
*Non-Prescribed Premises Inspection and Percentage of Compliance (%)*

Aktiviti/ Activities		Kedudukan 2008/ Status 2008					
		Jumlah Premis (Inventory) Total Premises (Inventory) (1)	Premis Dilawati/ Premises Visited (2)	Jumlah Lawatan/ Total Visits (3)	Patuhi/ Complying (4)	Tidak Patuh/ Non-Complying (5)	Peratus Pematuhan/ Percentage of Compliance (6) = (4)/(1)
i.	Effluen Perindustrian/Industrial Effluent	1,971	217	295	1,963	8	99.59%
ii.	Pencemaran Udara/Air Pollution	2,956	353	252	2,914	42	98.58%
iii.	Premis Kumbahan/Sewage Premises	1,000	34	34	998	2	99.80%
iv.	Premis Buangan Terjadual/ Scheduled Waste Treatment Facility	3,942	304	400	3,895	47	98.81%

Aktiviti/ Activities		Sasaran 2009/Target 2009						Pencapaian Sehingga 30 Jun 2009/ Achievement Until 30 June 2009 (11)	Patuh/ Complying (15)	Tidak Patuh/ Non-Complying (16)	Peratus Pematuhan/ Percentage of Compliance (17) = [(7)-(13)]/(7)
		Jumlah Premis (Inventory) Total Premises (Inventory) (7)	Premis yg Disasarkan Utk Dilawati/ Premises Targeted to be Visited (8)	Jumlah Lawatan yg Disasarkan/ Total Visits Targeted (9)	Jumlah Premis Yang Disasarkan Patuh/ Total Complying Premises Targeted (10)	P*	L*				
i.	Effluen Perindustrian/Industrial Effluent	1,971	100	200	8	138	133	1,998	3	99.85%	
ii.	Pencemaran Udara/Air Pollution	2,958	100	300	48	225	284	2,947	9	99.70%	
iii.	Premis Kumbahan/Sewage Premises	1,000	34	34	2	39	39	1,000	0	100.00%	
iv.	Premis Buangan Terjadual/ Scheduled Waste Treatment Facility	3,942	100	200	47	213	279	3,930	12	99.70%	

\* P- Bil. Premis Dilawati/ No. of Visited Premises L- Bil. Lawatan/ No. Of Visits

A2 : Operasi Mencegah Pembakaran Terbuka  
*Prevention Operation for Open Burning*

Bil./ No.	Aktiviti/ Activities  Program Operasi Pencegahan Pembakaran Terbuka/ <i>Prevention Operation On Open Burning</i>	Pencapaian 2008/ <i>Achievement 2008</i>	Sasaran 2009/ <i>Target 2009</i>	Pencapaian Sehingga 31 Mac 2009/ <i>Achievement Until 31 Mac 2009</i>	
				R*	L*
i.	Rondaan Daratan/ <i>Land Patrol</i>	151	150	65	66
ii.	Program Pengawasan Melalui Udara/ <i>Airborne Surveillance Programme</i>	11	12	-	3
iii.	Pemantauan Tapak Pelupusan Sampah/ <i>Monitoring Landfill Site</i>	97	98	-	98
iv.	Siasatan Titik Panas/ <i>Hot Spot Inspection</i>				
	Bilangan dilaporkan (ASMC)/ <i>No. of Report (ASMC)</i>	62	-	-	83
	Bilangan disiasat/ <i>No. of Investigation</i>	62	-	-	83

\* R-Bil. Program Dirancang/ *No. of Programmes Planned*  
 L-Bil. Program Dilaksana/ *No. of Programmes Implemented*

A3 : Tindakan Undang-Undang (Komponen dan Mahkamah)  
*Legal Action (Compound and Court)*

Bil./ No.	Aktiviti/ Activities	Kedudukan 2008/ Status 2008		Sasaran 2009/ Target 2009	Pencapaian Sehingga 31 Mac 2009/ Achievement Until 31 March 2009
		Bilangan kes/ Number of Cases	*RM		
1	<b>Kompaun/ Compounds</b>				
	Punca Tetap/ Point Sources	127	254,000.00		37
	Punca Bergerak/ Mobile Sources	197	394,000.00		48
2	<b>Mahkamah/ Court</b>				
i.	<b>Kertas Siasatan kepada TPR/ Investigation Paper to TPR</b>	45		200	0
	Punca Bergerak/ Point Sources	9		50	0
	Punca Tetap/ Mobile Sources	36		150	0
ii.	<b>Kes difailkan/ Filed Cases</b>	63			0
	Punca Tetap/ Point Sources	18			0
	Punca Bergerak/ Mobile Sources	45			0
iii.	<b>Kes selesai/ Completed Cases</b>	31	121,000.00		0
	Punca Tetap/ Point Sources	6	66,500.00		0
	Punca Bergerak/ Mobile Sources	25	55,000.00		8

A4: Penyiasatan Aduan/ Complaint Investigation

Bil./ No.	Perkara/ Item	Kedudukan 2008/ Status 2008		Sasaran 2009/ Target 2009	Pencapaian Sehingga 31 Mac 2009/ Achievement Until 31 March 2009
		Bilangan/ Number			
1	Aduan Diterima/ Complaint Received	284		300	106

A5: Pendidikan Dan Kesedaran Alam Sekitar  
*Environmental Education And Awareness*

Bil./ No.	Program/ Programme	Kedudukan 2008/ Status 2008	Sasaran 2009/Target 2009	Pencapaian Sehingga 30 Jun 2009/ Achievement Until 30 June 2009
1	Ceramah Sekolah-Sekolah/ <i>Lecture in Schools</i>	12	12	15
2	Ceramah Umum/ <i>Public Lecture</i>	10	10	1
3	Pameran/ <i>Exhibition</i>	16	10	10
4	Seminar/ Taklimat/ <i>Seminar/Briefing</i>	4	2	1
5	Kem Kesedaran Alam Sekitar (KeKAS)/ <i>Environmental Awareness Camp (KeKAS)</i>	2	3	3
6	Minggu Alam Sekitar Malaysia/ <i>Malaysia Environment Week</i>	3	3	0
7	Lain-Lain/ <i>Others</i>			
7.1	Kolokium/ <i>Colloquium</i>	2	2	1

**A6: Permohonan EIA/KB/APB/Lesen/Rayuan Kompoun**  
*EIA/Written Permission/APB/Licence/Compound Appeal Application*

<b>BU/ No.</b>	<b>Program/ Programme</b>	<b>Kedudukan 2008/ Status 2008</b>	<b>Sasaran 2009/ Target 2009</b>	<b>Pencapaian Sehingga 30 Jun 2009/ Achievement Until 30 June 2009</b>
i.	Laporan EIA/ EIA Report	31	35	14
ii.	Kebenaran Bertulis(KB)/ <i>Written Permission</i> (KB)	69	50	38
iii.	APB /Alat Kawalan/ Insinerator (Keluasan Bertulis)/ <i>APB/Control Equipment/Incinerator (Written Approval)</i>	310	300	188
iv.	PAT & Ulasan Input Pembangunan/ <i>PAT &amp; Input Comment Development</i>	1 297	1000	889
v.	Lawatan PAT/ <i>PAT Visit</i>	777	1000	391
vi.	Lawatan Post EIA/ <i>Post EIA Visit</i>	110	120	49
vii.	Rayuan Kompoun/ <i>Compound Appeal</i>	172	100	117
viii.	Lesen/ <i>Licence</i>	135	100	104

**Nota/Note:** APB- Alat Pembakaran Bahanapi/ *Fuel Burning Equipment*  
 PAT- Penilaian Awal Tapak/ *Pre-siting Evaluation*

A1a : Pemeriksaan Punca Yang Ditetapkan dan Peratusan Pematuhan (%)  
*Prescribed Premises Inspection and Percentage of Compliance (%)*

Aktiviti/ Activities		Kedudukan 2008/ Status 2008					
Bil./ No.	Premis Yang Ditetapkan/ <i>Prescribed Premises</i>	Jumlah Premis (Inventori) Total/ <i>Premises Visited</i>	Premis Dilawat/ <i>Premises Visited</i>	Jumlah Lawatan/ <i>Total Visits</i>	Patuh/ <i>Complying</i>	Tidak Patuh/ <i>Non-Complying</i>	Peratus Pematuhan/ <i>Percentage of Compliance</i>
		(1)	(2)	(3)	(4)	(5)	(6) = (4)/(1)
i.	Kilang Kelapa Sawit/ <i>Palm Oil Mills</i>	21	21	66	18	3	85.71%
ii.	Kilang Getah Asli Mentah/ <i>Raw Natural Rubber Factories</i>	3	3	7	3	0	100.00%
iii.	Kemudahan Pengolahan Buangan Terjadual/ <i>Scheduled Waste Treatment Facility</i>	60	56	146	56	4	93.30%

Aktiviti/ Activities		Sasaran 2009/Target 2009						Pencapaian Sehingga 30 Jun 2009/ <i>Achievement Until 30 June 2009</i>		Peratus Pematuhan/ <i>Percentage of Compliance</i>	
Bil./ No.	Premis Yang Ditetapkan/ <i>Prescribed Premises</i>	Jumlah Premis (Inventori) Total/ <i>Premises Targeted to be Visited</i>	Premis yg Disasarkan UK Dilawat/ <i>Premises Targeted to be Visited</i>	Jumlah Lawatan yg Disasarkan/ <i>Total Visits Targeted</i>	Jumlah Premis Disasarkan Patuh/ <i>Complying Targeted</i>	Jumlah Premis Disasarkan Patuh/ <i>Complying Targeted</i>	P	L*	Tidak Patuh/ <i>Non-Complying</i>		
		(7)	(8)	(9)	(10)	(11)			(15)	(16)	(17) = [(7)-(13)]/(7)
i.	Kilang Kelapa Sawit/ <i>Palm Oil Mills</i>	21	21	84	21	21	36	61	17	3	80.95%
ii.	Kilang Getah Asli Mentah/ <i>Raw Natural Rubber Factories</i>	2	2	5	2	2	2	2	2	0	100.00%
iii.	Buangan Terjadual/ <i>Scheduled Waste Treatment Facility</i>	60	60	155	60	60	87	95	27	17	61.67%

\* P- Bil. Premis Dilawat/ No. of Visited Premises L- Bil. Lawatan/ No. Of Visits

A1b : Pemeriksaan Puncu Yang Bukan Ditetapkan dan Peraturan Pematuhan (%)  
 Non-Prescribed Premises Inspection and Percentage of Compliance (%)

Aktiviti/ Activities		Kedudukan 2008/ Status 2008					
		Jumlah Premis (Inventory) Total Premises (Inventory)	Premis Dilawat/ Premises Visited	Jumlah Lawatan/ Total Visits	Patuh/ Complying	Tidak Patuh/ Non-Complying	Peratus Pematuhan/ Percentage of Compliance
Bil./ No.	Premis Yang Bukan Ditetapkan/ Non -Prescribed Premises	(1)	(2)	(3)	(4)	(5)	(6) = (4)/(1)
i.	Effluen Perindustrian/Industrial Effluent	1,231	405	606	302	146	88.14%
ii.	Pencemaran Udara/Air Pollution	4,127	891	1,093	724	197	95.23%
iii.	Premis Kumbahan/ Sewage Premises	2,643	76	82	51	25	99.05%
iv.	Premis Buangan Terjadual/ Scheduled Waste Treatment Facility	5,274	998	1,193	824	229	95.66%

Aktiviti/ Activities		Sasaran 2009/ Target 2009				Pencapaian Sehingga 30 Jun 2009/ Achievement Until 30 June 2009		Peratus Pematuhan/ Percentage of Compliance				
		Jumlah Premis (Inventory) Total Premises (Inventory)	Premis yg Disasarkan Utk Dilawat/ Premises Targeted to be Visited	Jumlah Lawatan Yg Disasarkan/ Total Visits Targeted	Jumlah Premis Yang Disasarkan Patuh/ Total Complying Premises Targeted	Patuh/ Complying	Tidak Patuh/ Non-Complying					
Bil./ No.	Premis Yang Bukan Ditetapkan/ Non -Prescribed Premises	(7)	(8)	(9)	(10)	(11)	(12)	(13)	(14)	(15)	(16)	(17) = [(13)-(14)]/(17)
i.	Effluen Perindustrian/Industrial Effluent	1,231	528	790	70%	221	343	130	39	96.83%		
ii.	Pencemaran Udara/Air Pollution	4,127	921	956	70%	649	744	227	103	97.50%		
iii.	Premis Kumbahan/ Sewage Premises	2,643	185	195	70%	37	16	4	2	99.92%		
iv.	Premis Buangan Terjadual/ Scheduled Waste Treatment Facility	5,274	1,066	1,101	70%	679	742	214	161	96.95%		

\* P- Bil. Premis Dilawat/ No. of Visited Premises L- Bil. Lawatan/ No. Of Visits

A2 : Operasi Mencegah Pembakaran Terbuka  
Prevention Operation for Open Burning

Bil./ No.	Aktiviti/ Activities  Program Operasi Pencegahan Pembakaran Terbuka/ Prevention Operation On Open Burning	Pencapaian 2008/ Achievement 2008	Sasaran 2009/ Target 2009	Pencapaian Sehingga 30 Jun 2009/ Achievement Until 30 June 2009	
				R*	L*
i.	Rondaan Daratan/ Land Patrol	2,165	Mengikut keperluan sepanjang tahun dan juga keadaan cuaca/ year round and also weather condition	-	1,030
ii.	Program Pengawasan Melalui Udara/Airborne Surveillance Programme	30		-	9
iii.	Pemantauan Tapak Pelupusan Sampah/Monitoring Landfill Site	54	50	25	69
iv.	Siasatan Titik Panas/ Hot Spot Inspection				
	Bilangan dilaporkan (ASMC)/No. of Report (ASMC)	82	Berdasarkan maklumat yang diterima/ Based on Information Received	-	121
	Bilangan disiasat/No. of Investigation	82		-	121

- \* R- Bil. Program Dirancang/No. of Programmes Planned  
L- Bil. Program Dilaksana/No. of Programmes Implemented

A3 : Tindakan Undang-Undang (Kompon dan Mahkamah)  
*Legal Action (Compound and Court)*

Bil./ No.	Aktiviti/ Activities	Kedudukan 2008/Status 2008		Sasaran 2009/ Target 2009	Pencapaian Sehingga 30 Jun 2009/ Achievement Until 30 June 2009
		Bilangan kes/ Number of Cases	*RM		
1	<b>Kompaun/ Compounds</b>				
	Punca Tetaip/ Point Sources	420	} 1,178,950	450	115
	Punca Bergerak/ Mobile Sources	293			300
2	<b>Mahkamah/ Court</b>				
i.	<b>Kertas Siasatan kepada TPR/ Investigation Paper to TPR</b>				
	Punca Bergerak/ Point Sources	144		-	56
	Punca Tetaip/ Mobile Sources	162		-	170
ii.	<b>Kes difailkan/ Filed Cases</b>				
	Punca Tetaip/ Point Sources	97		-	73
	Punca Bergerak/ Mobile Sources	162		-	284
iii.	<b>Kes selesai/ Completed Cases</b>				
	Punca Tetaip/ Point Sources	98	1,861,000	-	64
	Punca Bergerak/ Mobile Sources	90	96,500	-	77
iv.	Kes dalam percabaran sehingga 30 Jun 2009/ Cases in Trial until 3 June 2009	104		-	111

A4: Penyiasatan Aduan/ Complaint Investigation

Bil./ No.	Perkaral/ Item	Kedudukan 2008/ Status 2008		Sasaran 2009/ Target 2009	Pencapaian Sehingga 30 Jun 2009/ Achievement Until 30 June 2009
		Bilangan/ Number			
1	Aduan Diterima/ Complaint Received	1,414		Aduan akan diasas untuk piagam yang diterima/ Complaint will investigate by following the charter	1,104

A5: Pendidikan Dan Kesedaran Alam Sekitar  
*Environmental Education And Awareness*

Bil./ No.	Program/Programme	Kedudukan 2008/ Status 2008	Sasaran 2009/Target 2009	Pencapaian Sehingga 30 Jun 2009/ Achievement Until 30 June 2009
1	Ceramah Sekolah-Sekolah/ <i>Lecture in Schools</i>	9		2
2	Ceramah Umum/ <i>Public Lecture</i>	23		6
3	Pameran/ <i>Exhibition</i>	43		14
4	Seminar/ Taklimat/ <i>Seminar/Briefing</i>	13		7
5	Kem Kesedaran Alam Sekitar (KekAS)/ <i>Environmental Awareness Camp (KekAS)</i>	2	4	1
6	Minggu Alam Sekitar Malaysia/ <i>Malaysia Environment Week</i>	1	1	-
7	Lain-Lain/ <i>Others</i>			
7.1	Kolokium/ <i>Colloquium</i>	6	6	1

Jumlah aktiviti yang dijalankan  
 adalah berdasarkan kepada  
 permintaan daripada pihak luar/  
*Based on request*

**A6: Permohonan EIA/KB/APB/Lesen/Rayuan Kompoun**  
**EIA/Written Permission/APB/Licence/Compound Appeal Application**

Bil./ No.	Program/ Programme	Kedudukan 2008/ Status 2008	Sasaran 2009/ Target 2009	Pencapaian Sehingga 30 Jun 2009 Achievement Until 30 June 2009
i.	Laporan EIA/EIA Report	31	Bergantung kepada laporan yang diterima. Setiap laporan akan diproses - 5 minggu (peagam)/ Depends on reports received. Every report will be processed - 5 weeks (Charter)	20
ii.	Kebeneran Bertulis(KB)/ Written Permission(KB)	241		76
iii.	APB /Alat Kawalan/ Insinerator (Keluasan Bertulis)/ APB/Control Equipment/Incinerator (Written Approval)	813	Diproses dalam tempoh peagam/ Processed within charter	341
iv.	PAT & Ulasan Input Pembangunan/ PAT & Input Comment Development	2,017		804
v.	Lawatan PAT/ PAT Visit	161	150	58
vi.	Lawatan Post EIA/ Post EIA Visit	202	200	76
vii.	Rayuan Kompoun/ Compound Appeal	279	800	326
viii.	Lesen/ Licence	874	Diproses dalam tempoh peagam/ Processed within charter	626

Nota/ Note: APB- Alat Pembakaran Bahanapi/ Fuel Burning Equipment  
 PAT- Penilaian Awal Tapak/ Pre-siting Evaluation

A1a : Pemeriksaan Punca Yang Ditetapkan dan Peratusan Pematuhan (%)  
*Prescribed Premises Inspection and Percentage of Compliance (%)*

Aktiviti/ Activities		Kedudukan 2008/ Status 2008					
Bil./ No.	Premis Yang Ditetapkan/ <i>Prescribed Premises</i>	Jumlah Premis (Inventori)/ <i>Total Premises (Inventory)</i>	Premis Dilawat/ <i>Premises Visited</i>	Jumlah Lawatan/ <i>Total Visits</i>	Patuh/ <i>Complying</i>	Tidak Patuh/ <i>Non-Complying</i>	Peratus Pematuhan/ <i>Percentage of Compliance</i>
		(1)	(2)	(3)	(4)	(5)	(6) = (4)/(1)
i.	Kilang Kelapa Sawit/ <i>Palm Oil Mills</i>	-	-	-	-	-	-
ii.	Kilang Getah Asli Mentah/ <i>Raw Natural Rubber Factories</i>	-	-	-	-	-	-
iii.	Kemudahan Pengolahan Buangan Terjadual/ <i>Scheduled Waste Treatment Facility</i>	6	6	12	5	1	83

Aktiviti/ Activities		Sasaran 2009/ Target 2009				Pencapaian Sehingga 30 Jun 2009/ Achievement Until 30 June 2009		Tidak Patuh/ <i>Non-Complying</i>	Peratus Pematuhan/ <i>Percentage of Compliance</i>
Bil./ No.	Premis Yang Ditetapkan/ <i>Prescribed Premises</i>	Jumlah Premis (Inventori)/ <i>Total Premises (Inventory)</i>	Premis yg Disasarkan Utk Dilawat/ <i>Premises Targeted to be Visited</i>	Jumlah Lawatan yg Disasarkan/ <i>Total Visits Targeted</i>	Jumlah Premis Yang Disasarkan Patuh/ Total of Complying Premises Targeted	Patuh/ <i>Complying</i>		(17) = [(7)-(13)]/(7)	
		(7)	(8)	(9)	(10)	(11)	(15)	(17)	
i.	Kilang Kelapa Sawit/ <i>Palm Oil Mills</i>	-	-	-	-	-	-	-	
ii.	Kilang Getah Asli Mentah/ <i>Raw Natural Rubber Factories</i>	-	-	-	-	-	-	-	
iii.	Kemudahan Pengolahan Buangan Terjadual/ <i>Scheduled Waste Treatment Facility</i>	6	6	6	6	-	-	100.00%	

\* P- Bil. Premis Dilawat/ No. of Visited Premises L- Bil. Lawatan/ No. Of Visits

A1b : Pemeriksaan Punca Yang Bukan Ditetapkan dan Peratusan Pematuhan (%)  
 Non-Prescribed Premises Inspection and Percentage of Compliance (%)

Bil./ No.	Aktiviti/ Activities	Kedudukan 2008/ Status 2008						Peratus Pematuhan/ Percentage of Compliance
		Jumlah Premis/ (Inventory)/ Premises (Inventory)	Premis Dilawat/ Premises Visited	Jumlah Lawatan/ Total Visits	Patuh/ Complying	Tidak Patuh/ Non- Complying	(6) = (4)/(1)	
i.	Effluen Perindustrian/Industrial Effluent	289	166	311	106	60	80.00%	
ii.	Pencemaran Udara/Air Pollution	937	374	454	305	69	93.00%	
iii.	Premis Kumbahan/Sewage Premises	351	108	99	80	10	97.00%	
iv.	Premis Buangan Terjadual/ Scheduled Waste Treatment Facility	642	325	483	241	84	87.00%	

Bil./ No.	Aktiviti/ Activities	Sasaran 2009/ Target 2009				Pencapaian Sehingga 30 Jun 2009/ Achievement Until 30 June 2009		Patuh/ Complying	Tidak Patuh/ Non- Complying	Peratus Pematuhan/ Percentage of Compliance
		Jumlah Premis (Inventory)/ Premises (Inventory)	Premis Yg Disasarkan UK Dilawat/ Premises Targeted to be Visited	Jumlah Lawatan yg Disasarkan/ Total Visits Targeted	Jumlah Premis Yang Disasarkan Patuh/ Total of Complying Premises Targeted	P*	L*			
i.	Effluen Perindustrian/Industrial Effluent	289	156	156	156	76	81	76	5	98.30%
ii.	Pencemaran Udara/Air Pollution	937	549	549	549	274	287	271	16	98.30%
iii.	Premis Kumbahan/Sewage Premises	351	148	148	148	74	96	56	0	100.00%
iv.	Premis Buangan Terjadual/ Scheduled Waste Treatment Facility	642	334	334	334	166	163	140	23	96.40%

\* P- Bil. Premis Dilawat/ No. of Visited Premises L- Bil. Lawatan/ No. Of Visits

A2 : Operasi Mencegah Pembakaran Terbuka  
*Prevention Operation for Open Burning*

Bil./ No.	Aktiviti/ Activities  Program Operasi Pencegahan Pembakaran Terbuka/ <i>Operation On Open Burning</i>	Pencapaian 2008/ <i>Achievement 2008</i>	Sasaran 2009/ <i>Target 2009</i>	Pencapaian Sehingga 30 Jun 2009/ <i>Achievement Until 30 June 2009</i>	
				R*	L*
i.	Rondaan Daratan/ <i>Land Patrol</i>	359	730	362	346
ii.	Program Pengawasan Melalui Udara/ <i>Airborne Surveillance Programme</i>	-	-	-	-
iii.	Pemantauan Tapak Pelupusan Sampah/ <i>Monitoring Landfill Site</i>	2	-	-	-
iv.	Siasatan Titik Panas/ <i>Hot Spot Inspection</i>				
	Bilangan dilaporkan (ASMC)/ <i>No. of Report (ASMC)</i>	-	-	-	-
	Bilangan disiasat/ <i>No. of Investigation</i>	-	-	-	-

\* R- Bil. Program Dirancang/ *No. of Programmes Planned*  
 L- Bil. Program Dilaksana/ *No. of Programmes Implemented*

A3 : Tindakan Undang-Undang (Kompon dan Mahkamah)  
*Legal Action (Compound and Court)*

Bil/ No.	Aktiviti/ Activities	Kedudukan 2008/ Status 2008		Sasaran 2009/ Target 2009	Pencapaian Sehingga 30 Jun 2009/ Achievement Until 30 June 2009
		Bilangan kes/ Number of Cases	*RM		
1	<b>Kompaun/ Compounds</b>				
	Punca Telap/ Point Sources	43	50,500.00		23(RM 15,000.00)
	Punca Bergerak/ Mobile Sources	264	516,100.00		123(RM 46,700.00)
2	<b>Mahkamah/ Court</b>				
i.	<b>Kertas Siasatan kepada TPR/ Investigation Paper to TPR</b>				
	Punca Telap/ Point Sources	2	-		5(2)
	Punca Bergerak/ Mobile Sources	26	-		30(12)
ii.	<b>Kes difailkan/ Filed Cases</b>				
	Punca Telap/ Point Sources	4	-		5(2)
	Punca Bergerak/ Mobile Sources	17	-		30(12)
iii.	<b>Kes selesai/ Completed Cases</b>				
	Punca Telap/ Point Sources	5	58,000.00		5(2-RM 25,000.00)
	Punca Bergerak/ Mobile Sources	19	35,400.00		20(5-RM 11,500.00)

A4: Penyiasatan Aduan/ Complaint Investigation

Bil/ No.	Perkara/ Item	Kedudukan 2008/ Status 2008	Sasaran 2009/ Target 2009	Pencapaian Sehingga 30 Jun 2009/ Achievement Until 30 June 2009
		Bilangan/ Number		
1	Aduan Diterima/ Complaint Received	342		220 ( Sehingga 31 Mac 2009 )

A1a : Pemeriksaan Punca Yang Ditetapkan dan Peraturan Pematuhan (%)  
*Prescribed Premises Inspection and Percentage of Compliance (%)*

Aktiviti/ Activities		Kedudukan 2008/ Status 2008					
Bil./ No.	Premis Yang Ditetapkan/ Prescribed Premises	Jumlah Premis (Inventori)/ Total Premises (Inventory)	Premis Dilawat/ Premises Visited	Jumlah Lawatan/ Total Visits	Patuhi/ Complying	Tidak Patuh/ Non-Complying	Peratus Pematuhan/ Percentage of Compliance
i.	Kilang Kelapa Sawit/ Palm Oil Mills	14	14	48	14	0	(6) = (4)/(1) 100.00%
ii.	Kilang Getah Asli Mentah/ Raw Natural Rubber Factories	13	13	42	12	1	92.31%
iii.	Kemudahan Pengolahan Buangan Terjadual/ Scheduled Waste Treatment Facility	26	26	60	20	6	76.92%

Aktiviti/ Activities		Sasaran 2009/ Target 2009				Pencapaian Sehingga 30 Jun 2009/ Achievement Until 30 June 2009		Tidak Patuh/ Non-Complying	Peratus Pematuhan/ Percentage of Compliance	
Bil./ No.	Premis Yang Ditetapkan/ Prescribed Premises	Jumlah Premis (Inventori)/ Total Premises (Inventory)	Premis yg Disasarkan Utk Dilawat/ Premises Targeted to be Visited	Jumlah Lawatan yg Disasarkan/ Total Visits Targeted	Jumlah Premis Yang Disasarkan Patuh/ Total Complying Premises Targeted	Pencapaian Sehingga 30 Jun 2009/ Achievement Until 30 June 2009		Patuh/ Complying	Peratus Pematuhan/ Percentage of Compliance	
		(7)	(8)	(9)	(10)	P	L*			
i.	Kilang Kelapa Sawit/ Palm Oil Mills	14	14	46	14	14	19	(12)	(13)	(14) = [(7)-(13)]/(7) 78.57%
ii.	Kilang Getah Asli Mentah/ Raw Natural Rubber Factories	13	14	45	13	19	20	12	1	92.30%
iii.	Kemudahan Pengolahan Buangan Terjadual/ Scheduled Waste Treatment Facility	36	26	62	16	27	41	19	0	100.00%

\* P- Bil. Premis Dilawat/ No. of Visited Premises L- Bil. Lawatan/ No. Of Visits

A1b : Pemeriksaan Punca Yang Bukan Ditetapkan dan Peratusan Pematuhan (%)  
*Non-Prescribed Premises Inspection and Percentage of Compliance (%)*

Aktiviti/ Activities		Kedudukan 2008/ Status 2008					
Bil./ No.	Premis Yang Bukan Ditetapkan/ Non -Prescribed Premises	Jumlah Premis (Inventory) Total Premises (Inventory) (1)	Premis Dilawat/ Premises Visited (2)	Jumlah Lawatan/ Total Visits (3)	Patu/ Complying (4)	Tidak Patuh/ Non-Complying (5)	Peratus Pematuhan/ Percentage of Compliance (6) = (4)/(1)
i.	Effluen Perindustrian/Industrial Effluent	172	123	186	159	13	92.44%
ii.	Pencemaran Udara/Air Pollution	365	272	382	341	24	94.42%
iii.	Premis Kumbahan/Sewage Premises	1,065	182	202	1,059	6	99.44%
iv.	Premis Buangan Terjadual/ Scheduled Waste Treatment Facility	1,298	461	604	1,250	48	96.30%

Aktiviti/ Activities		Sasaran 2009/ Target 2009				Pencapaian Sehingga 30 Jun 2009/ Achievement Until 30 June 2009		Peratus Pematuhan/ Percentage of Compliance (17) = [(7)-(13)]/(7)
Bil./ No.	Premis Yang Bukan Ditetapkan/ Non -Prescribed Premises	Jumlah Premis (Inventory) Total Premises (Inventory) (7)	Premis yg Disasarkan Untuk Dilawat/ Premises Targeted to be Visited (8)	Jumlah Lawatan yg Disasarkan/ Total Visits Targeted (9)	Jumlah Premis Yang Disasarkan Patuh/ Total Complying Premises Targeted (10)	Patu/ Complying (15)	Tidak Patuh/ Non-Complying (16)	
i.	Effluen Perindustrian/Industrial Effluent	172	114	118	160	122	179	92.0%
ii.	Pencemaran Udara/Air Pollution	365	288	398	345	191	254	94.0%
iii.	Premis Kumbahan/Sewage Premises	1,065	197	208	1,058	95	100	98.0%
iv.	Premis Buangan Terjadual/ Scheduled Waste Treatment Facility	1,298	520	584	1,262	271	340	72.0%

\* P - Bil. Premis Dilawat/ No. of Visited Premises L - Bil. Lawatan/ No. Of Visits

**A2 : Operasi Mencegah Pembakaran Terbuka**  
*Prevention Operation for Open Burning*

Bil./ No.	Aktiviti/ Activities  Program Operasi Pencegahan Pembakaran Terbuka/ <i>Prevention Operation On Open Burning</i>	Pencapaian 2008/ <i>Achievement 2008</i>	Sasaran 2009/ <i>Target 2009</i>	Pencapaian Sehingga 30 Jun 2009/ <i>Achievement Until 30 June 2009</i>	
				R*	L*
i.	Rondaan Daratan/ <i>Land Patrol</i>	326	320	205	205
ii.	Program Pengawasan Melalui Udara/ <i>Airborne Surveillance Programme</i>	6	12	6	0
iii.	Pemantauan Tapak Pelupusan Sampah/ <i>Monitoring Landfill Site</i>	35	35	20	20
iv.	Siasatan Titik Panas/ <i>Hot Spot Inspection</i>				
	Bilangan dilaporkan (ASMC)/ <i>No. of Report (ASMC)</i>	11	12	7	8
	Bilangan disiasat/ <i>No. of Investigation</i>	11	12	4	8

- \* R-Bil. Program Dirancang/ *No. of Programmes Planned*  
 L-Bil. Program Dilaksana/ *No. of Programmes Implemented*

A3 : Tindakan Undang-Undang (Kompon dan Mahkamah)  
Legal Action (Compound and Court)

Bil./ No.	Aktiviti/ Activities	Kedudukan 2008/Status 2008		Sasaran 2009/ Target 2009	Pencapaian Sehingga 30 Jun 2009/ Achievement Until 30 June 2009
		Bilangan kes/ Number of Cases	*RM		
1	Kompaun/Compounds				
		Punca Tetap/Point Sources	111	222,000.00	110
	Punca Bergerak/Mobile Sources	234	468,000.00	300	113
2	Mahkamah/ Court				
i.	Kertas Siasatan kepada TPR/ Investigation Paper to TPR				
		Punca Tetap/Point Sources	21	-	34
	Punca Bergerak/Mobile Sources	13	-	10	20
ii.	Kes difailkan/ Filed Cases				
		Punca Tetap/Point Sources	17	-	34
	Punca Bergerak/Mobile Sources	5	-	10	8
iii.	Kes selesai/ Completed Cases				
		Punca Tetap/Point Sources	16		17
	Punca Bergerak/Mobile Sources	4		5	5

A4: Penyiasatan Aduan/ Complaint Investigation

Bil./ No.	Perkarat/ Item	Kedudukan 2008/ Status 2008		Sasaran 2009/ Target 2009	Pencapaian Sehingga 30 Jun 2009/ Achievement Until 30 June 2009
		Bilangan/Number			
1	Aduan Diterima/Complaint Received	394		400	265

A5: Pendidikan Dan Kesedaran Alam Sekitar  
*Environmental Education And Awareness*

Bil/ No.	Program/Programme	Kedudukan 2008/ Status 2008	Sasaran 2009/Target 2009	Pencapaian Sehingga 30 Jun 2009/ Achievement Until 30 June 2009
1	Ceramah Sekolah-Sekolah/ <i>Lecture in Schools</i>	} 11	10	6
2	Ceramah Umum/ <i>Public Lecture</i>			
3	Pameran/ <i>Exhibition</i>	22	15	11
4	Seminar/ Taklimat/ <i>Seminar/Briefing</i>	6	11	5
5	Kem Kesedaran Alam Sekitar (KekAS)/ <i>Environmental Awareness Camp (KekAS)</i>	1	1	1
6	Minggu Alam Sekitar Malaysia/ <i>Malaysia Environment Week</i>	1	1	-
7	Lain-Lain/ <i>Others</i>			
7.1	Kolokium/ <i>Colloquium</i>	6	10	5

**A6: Permohonan EIA/KB/APB/Lesen/Rayuan Kompaun  
EIA/Written Permission/APB/Licence/Compound Appeal Application**

No./ EIA/ No.	Program/ Programme	Kedudukan 2008/ Status 2008	Sasaran 2009/ Target 2009	Pencapaian Sehingga 31 Mac 2009 Achievement Until 31 March 2009
i.	Laporan EIA/EIA Report	9	10	4
ii.	Keputusan Bertulis(KB)/ Written Permission(KB)	64	67	33
iii.	APB /Alat Kawalan/ Insinerator (Kelulusan Bertulis)/ APB/Control Equipment/Incrinerator (Written Approval)	237	249	115
iv.	PAT & Ulasan Input Pembangunan/PAT & Input Comment Development	838	880	428
v.	Lawatan PAT/ PAT Visit	414	440	214
vi.	Lawatan Post EIA/ Post EIA Visit	49	58	31
vii	Rayuan Kompaun/ Compound Appeal	362	350	208
viii	Lesen/ Licence	113	100	103

Nota/ Note: APB- Alat Pembakaran Bahanapi/ Fuel Burning Equipment  
PAT-Penilaian Awal Tapak/ Pre-sting Evaluation

A1a : Pemeriksaan Puncak Yang Ditetapkan dan Peratusan Pematuhan (%)  
*Prescribed Premises Inspection and Percentage of Compliance (%)*

Aktiviti/ Activities		Kedudukan 2008/ Status 2008					
Bil./ No.	Premis Yang Ditetapkan/ <i>Prescribed Premises</i>	Jumlah Premis (Inventory)/ <i>Total Premises (Inventory)</i>	Premis Dilawat/ <i>Premises Visited</i>	Jumlah Lawatan/ <i>Total Visits</i>	Patuhi/ <i>Complying</i>	Tidak Patuh/ <i>Non-Complying</i>	Peratus Pematuhan/ <i>Percentage of Compliance</i>
		(1)	(2)	(3)	(4)	(5)	(6) = (4)/(1)
i.	Kilang Kelapa Sawit/ <i>Palm Oil Mills</i>	3	3	12	3	0	100.00%
ii.	Kilang Getah Asli Mentah/ <i>Raw Natural Rubber Factories</i>	1	1	4	1	0	100.00%
iii.	Kemudahan Pengolahan Buangan Terjadual/ <i>Scheduled Waste Treatment Facility</i>	20	20	72	17	1	94.44%

Aktiviti/ Activities		Sasaran 2009/ Target 2009				Pencapaian Sehingga 30 Jun 2009/ <i>Achievements Until 30 June 2009</i>		Peratus Pematuhan/ <i>Percentage of Compliance</i>		
Bil./ No.	Premis Yang Ditetapkan/ <i>Prescribed Premises</i>	Jumlah Premis (Inventory)/ <i>Total Premises (Inventory)</i>	Premis yg Disasarkan Utk Dilawat/ <i>Premises Targeted to be Visited</i>	Jumlah Lawatan yg Disasarkan/ <i>Total Visits Targeted</i>	Jumlah Premis Yang Disasarkan Patuhi/ <i>Total Premises Complying Targeted</i>	Patuhi/ <i>Complying</i>	Tidak Patuh/ <i>Non-Complying</i>			
		(7)	(8)	(9)	(10)	(11)	(12)	(13)	(14) = [(7)-(13)]/(7)	
						P*	L*			
i.	Kilang Kelapa Sawit/ <i>Palm Oil Mills</i>	3	3	12	3	5	6	3	0	100.00%
ii.	Kilang Getah Asli Mentah/ <i>Raw Natural Rubber Factories</i>	1	1	2	1	1	1	1	0	100.00%
iii.	Kemudahan Pengolahan Buangan Terjadual/ <i>Scheduled Waste Treatment Facility</i>	18	18	72	18	36	54	16	2	89.00%

\* P- Bil. Premis Dilawat/ No. of Visited Premises L- Bil. Lawatan/ No. Of Visits

A1b : Pemeriksaan Punca Yang Bukan Ditetapkan dan Peratusan Pematuhan (%)  
*Non-Prescribed Premises Inspection and Percentage of Compliance (%)*

Aktiviti/ Activities		Kedudukan 2008/ Status 2008					
Bil./ No.	Premis Yang Bukan Ditetapkan/ Non -Prescribed Premises	Jumlah Premis (Inventori)/ Total Premises (Inventory)	Premis Dilawat/ Premises Visited	Jumlah Lawatan/ Total Visits	Patuh/ Complying	Tidak Patuh/ Non- Complying	Peratus Pematuhan/ Percentage of Compliance
		(1)	(2)	(3)	(4)	(5)	(6) = (4)/(1)
i.	Effluent Perindustrian/Industrial Effluent	240	145	170	212	28	88.33%
ii.	Pencemaran Udara/Air Pollution	924	250	280	892	32	96.54%
iii.	Premis Kumbahan/Sewage Premises	415	72	72	407	8	98.07%
iv.	Premis Buangan Terjadual/Scheduled Waste Treatment Facility	328	280	300	204	124	62.20%

Aktiviti/ Activities		Sasaran 2009/ Target 2009				Pencapaian Sehingga 30 Jun 2009/ Achievement Until 30 June 2009		Tidak Patuh/ Non- Complying	Peratus Pematuhan/ Percentage of Compliance
Bil./ No.	Premis Yang Bukan Ditetapkan/ Non -Prescribed Premises	Jumlah Premis (Inventori)/ Total Premises (Inventory)	Premis yg Disasarkan Uk Dilawat/ Premises Targetted to be Visited	Jumlah Lawatan yg Disasarkan/ Total Visits Targetted	Jumlah Premis Yang Disasarkan Patuh/Total Complying Premises Targetted	Patuh/ Complying (11)	(15)	(16)	(17) = [(7)-(13)]/(7)
		(7)	(8)	(9)	(10)	P*	L*		
i.	Effluent Perindustrian/Industrial Effluent	180	180	200	150	66	123	6	97.0%
ii.	Pencemaran Udara/Air Pollution	240	240	260	195	79	160	24	90.0%
iii.	Premis Kumbahan/Sewage Premises	78	78	96	72	34	25	1	99.0%
iv.	Premis Buangan Terjadual/ Scheduled Waste Treatment Facility	230	230	250	188	105	159	23	90.0%

\* P- Bil. Premis Dilawat/ No. of Visited Premises L- Bil. Lawatan/ No. Of Visits

**A2 : Operasi Mencegah Pembakaran Terbuka**  
*Prevention Operation for Open Burning*

Bil./ No.	Aktiviti/ Activities  Program Operasi Pencegahan Pembakaran Terbuka/ <i>Prevention Operation On Open Burning</i>	Pencapaian 2008/ <i>Achievement 2008</i>	Sasaran 2009/ <i>Target 2009</i>	Pencapaian Sehingga 30 Jun 2009/ <i>Achievement Until 30 June 2009</i>	
				R*	L*
i.	Rondaan Daratan/ <i>Land Patrol</i>	130	150	88	88
ii.	Program Pengawasan Melalui Udara/Airborne <i>Surveillance Programme</i>	5	8	0	0
iii.	Pemantauan Tapak Pelupusan Sampah/ <i>Monitoring Landfill Site</i>	70	70	88	88
iv.	Siasatan Titik Panas/ <i>Hot Spot Inspection</i>				
	Bilangan dilaporkan (ASMC)/ <i>No. of Report (ASMC)</i>	6	6	6	6
	Bilangan disiasat/ <i>No. of Investigation</i>	6	8	6	6

- \* R- Bil. Program Dirancang/*No. of Programmes Planned*
- L- Bil. Program Dilaksana/*No. of Programmes Implemented*

A3 : Tindakan Undang-Undang (Kompoun dan Mahkamah)  
*Legal Action (Compound and Court)*

Bil./ No.	Aktiviti/ Activities	Kedudukan 2008/Status 2008		Sasaran 2009/ Target 2009	Pencapaian Sehingga 30 Jun 2009/ Achievement Until 30 June 2009
		Bilangan Kes/ Number of Cases	*RM		
1	<b>Kompoun/ Compounds</b>				
	Punca Telap/ Point Sources	70		70	28
	Punca Bergerak/ Mobile Sources	300		300	222
2	<b>Mahkamah/ Court</b>				
i.	<b>Kertas Siasatan kepada TPR/ Investigation Paper to TPR</b>				
	Punca Telap/ Point Sources	-		-	10
	Punca Bergerak/ Mobile Sources	-		-	22
ii.	<b>Kes difailkan/ Filed Cases</b>				
	Punca Telap/ Point Sources	60		10	9
	Punca Bergerak/ Mobile Sources	-		-	22
iii.	<b>Kes selesai/ Completed Cases</b>				
	Punca Telap/ Point Sources	2		-	3
	Punca Bergerak/ Mobile Sources	23		-	9

A4: Penyiasatan Aduan/ Complaint Investigation

Bil./ No.	Perkara/ Item	Kedudukan 2008/ Status 2008		Sasaran 2009/ Target 2009	Pencapaian Sehingga 30 Jun 2009/ Achievement Until 30 June 2009
		Bilangan/Number			
1	Aduan Diterima/ Complaint Received	210	200		155

A5: Pendidikan Dan Kesedaran Alam Sekitar  
*Environmental Education And Awareness*

Blk/ No.	Program/Programme	Kedudukan 2008/ Status 2008	Sasaran 2009/Target 2009	Pencapaian Sehingga 30 Jun 2009/ Achievement Until 30 June 2009
1	Ceramah Sekolah-Sekolah/ <i>Lecture in Schools</i>	5	7	5
2	Ceramah Umum/ <i>Public Lecture</i>	6	7	10
3	Pameran/ <i>Exhibition</i>	11	10	18
4	Seminar/ Taklimat/ <i>Seminar/Briefing</i>	12	2	2
5	Kem Kesedaran Alam Sekitar (KeKAS)/ <i>Environmental Awareness Camp (KeKAS)</i>	1	1	1
6	Minggu Alam Sekitar Malaysia/ <i>Malaysia Environment Week</i>	1	1	-
7	Lain-Lain/ <i>Others</i>			
7.1	Kolokium/ <i>Colloquium</i>	12	12	4

A6: Permohonan EIA/KB/APB/Lesen/Rayuan Kompoun  
EIA/Written Permission/APB/Licence/Compound Appeal Application

BU/ No.	Program/ Programme	Kedudukan 2008/ Status 2008	Sasaran 2009/ Target 2009	Pencapaian Sehingga 30 Jun 2009 Achievement Until 30 June 2009
i.	Laporan EIA/EIA Report	7	5	6
ii.	Kebenaran Bertulis(KB)/ Written Permission(KB)	18	24	4
iii.	APB /Alat Kawalan/ Insinerator (Keluasan Bertulis)/APB/Control Equipment/Incinerator (Written Approval)	87	100	71
iv.	PAT & Ulasan Input Pembangunan/ PAT & Input Comment Development	694	400	396
v.	Lawatan PAT/PAT Visit	289	200	207
vi.	Lawatan Post EIA/ Post EIA Visit	80	80	47
vii.	Rayuan Kompoun/ Compound Appeal	336	200	176
viii.	Lesen/ Licence	160	5	35

Nota/Note: APB- Alat Pembakaran Bahanapi/ Fuel Burning Equipment  
PAT-Penilaian Awal Tapak/ Pre-siting Evaluation

A1a : Pemeriksaan Punca Yang Ditetapkan dan Peratusan Pematuhan (%)  
*Prescribed Premises Inspection and Percentage of Compliance (%)*

		Kedudukan 2008/ Status 2008					
Bil./ No.	Aktiviti/ Activities	Jumlah Premis (Inventori) Total Premises (Inventory)	Premis Dilawat/ Premises Visited	Jumlah Lawatan/ Total Visits	Patu/ Complying	Tidak Patu/ Non-Complying	Peratus Pematuhan/ Percentage of Compliance
i.	Kilang Kelapa Sawit/ Palm Oil Mills	10	(2)	(3)	(4)	(5)	(6) = (4)/(1) 90.00%
ii.	Kilang Getah Asli Mentah/ Raw Natural Rubber Factories	7	6	17	4	3	57.14%
iii.	Kemudahan Pengolahan Buangan Terjadual/ Scheduled Waste Treatment Facility	-	-	-	-	-	-

		Sasaran 2009/Target 2009				Pencapaian Sehingga 30 Jun 2009/ Achievement Until 30 June 2009		Tidak Patu/ Non-Complying	Peratus Pematuhan/ Percentage of Compliance
Bil./ No.	Aktiviti/ Activities	Jumlah Premis (Inventori) Total Premises (Inventory)	Premis yg Disasarkan Utk Dilawat/ Premises Targeted to be Visited	Jumlah Lawatan yg Disasarkan/ Total Visits Targeted	Jumlah Premis Yang Disasarkan Patu/ Total Complying Premises Targeted	Patu/ Complying			
i.	Kilang Kelapa Sawit/ Palm Oil Mills	10	(8)	(9)	(10)	16	20	(16)	(17) = [(7)-(13)]/(7) 90.00%
ii.	Kilang Getah Asli Mentah/ Raw Natural Rubber Factories	7	6	24	7	8	16	1	85.07%
iii.	Kemudahan Pengolahan Buangan Terjadual/ Scheduled Waste Treatment Facility	-	-	-	-	-	-	-	-

\* P- Bil. Premis Dilawat/ No. of Visited Premises      L- Bil. Lawatan/ No. Of Visits

A1b : Pemeriksaan Puncu Yang Bukan Ditetapkan dan Peratusan Pematuhan (%)  
 Non-Prescribed Premises Inspection and Percentage of Compliance (%)

Aktiviti/ Activities		Kedudukan 2008/ Status 2008					
Bil./ No.	Premis Yang Bukan Ditetapkan/ Non -Prescribed Premises	Jumlah Premis (Inventory) Total Premises (Inventory)	Premis Dilawati/ Premises Visited	Jumlah Lawatan/ Total Visits	Patuh/ Complying	Tidak Patuh/ Non-Complying	Peratus Pematuhan/ Percentage of Compliance
		(1)	(2)	(3)	(4)	(5)	(6) = (4)/(1)
i.	Effluen Perindustrian/Industrial Effluent	7	7	11	4	3	57.14%
ii.	Pencemaran Udara/Air Pollution	286	146	172	242	44	84.48%
iii.	Premis Kumbahan/Sewage Premises	36	14	16	30	6	83.33%
iv.	Premis Buangan Terjadual/ Scheduled Waste Treatment Facility	499	84	92	459	40	91.98%

Aktiviti/ Activities		Sasaran 2009/Target 2009						Pencapaian Sehingga 30 Jun 2009/ Achievement Until 30 June 2009		Tidak Patuh/ Non-Complying	Peratus Pematuhan/ Percentage of Compliance	
Bil./ No.	Premis Yang Bukan Ditetapkan/ Non -Prescribed Premises	Jumlah Premis (Inventory) Total Premises (Inventory)	Premis yg Disasarkan UK Dilawati/ Premises Targeted to be Visited	Jumlah Lawatan yg Disasarkan Total Visits Targeted	Jumlah Premis Yang Disasarkan Complying Targeted	Jumlah Premis Yang Disasarkan Total Complying Targeted	P*	L*	Patuh/ Complying	(15)	(16)	(17) = [(7)-(13)]/(7)
i.	Effluen Perindustrian/Industrial Effluent	7	7	12	7	9	9	9	4	3	57.14%	
ii.	Pencemaran Udara/Air Pollution	286	160	170	160	82	89	89	262	24	91.60%	
iii.	Premis Kumbahan/Sewage Premises	36	15	15	15	6	6	6	35	1	97.22%	
iv.	Premis Buangan Terjadual/ Scheduled Waste Treatment Facility	499	140	145	140	18	21	21	492	7	98.60%	

\* P-Bil. Premis Dilawati/ No. of Visited Premises L-Bil. Lawatan/ No. Of Visits

A2 : Operasi Mencegah Pembakaran Terbuka  
*Prevention Operation for Open Burning*

Bil./ No.	Aktiviti/ Activities  Program Operasi Pencegahan Pembakaran Terbuka/ <i>Prevention Operation On Open Burning</i>	Pencapaian 2008/ <i>Achievement 2008</i>	Sasaran 2009/ <i>Target 2009</i>	Pencapaian Sehingga 30 Jun 2009/ <i>Achievement Until 30 June 2009</i>	
				R*	L*
i.	Rondaan Daratan/ <i>Land Patrol</i>	95	100	52	32
ii.	Program Pengawasan Melalui Udara/ <i>Airborne Surveillance Programme</i>	7	6	3	1
iii.	Pemantauan Tapak Pelupusan Sampah/ <i>Monitoring Landfill Site</i>	18	22	11	13
iv.	Siasatan Titik Panas/ <i>Hot Spot Inspection</i>				
	Bilangan dilaporkan (ASMC)/ <i>No. of Report (ASMC)</i>	61	40	20	51
	Bilangan disiasat/ <i>No. of Investigation</i>	61	40	20	51

\* R-Bil. Program Dirancang/ *No. of Programmes Planned*  
 L-Bil. Program Dilaksanakan/ *No. of Programmes Implemented*

A3 : Tindakan Undang-Undang (Komponen dan Mahkamah)  
*Legal Action (Compound and Court)*

Bil./ No.	Aktiviti/ Activities	Kedudukan 2008/Status 2008		Sasaran 2009/ Target 2009	Pencapaian Sehingga 30 Jun 2009/ Achievement Until 30 June 2009
		Bilangan kes/ Number of Cases	*RM		
<b>1</b>	<b>Kompaun/ Compounds</b>				
	Punca Tetalap/ Point Sources	33	66,000.00	30	18
	Punca Bergerak/ Mobile Sources	540	1,080,000.00	300	230
<b>2</b>	<b>Mahkamah/ Court</b>				
i.	<b>Kertas Siasatan kepada TPR/ Investigation Paper to TPR</b>				
	Punca Tetalap/ Point Sources	14	-	10	6
	Punca Bergerak/ Mobile Sources	17	-	50	30
ii.	<b>Kes difailkan/ Filed Cases</b>				
	Punca Tetalap/ Point Sources	7	-	10	3
	Punca Bergerak/ Mobile Sources	17	-	50	35
iii.	<b>Kes selesai/ Completed Cases</b>				
	Punca Tetalap/ Point Sources	10	29,000.00	10	4
	Punca Bergerak/ Mobile Sources	22	25,500.00	50	15

A4: Penyiasatan Aduan/ Complaint Investigation

Bil./ No.	Perkara/ Item	Kedudukan 2008/ Status 2008		Sasaran 2009/ Target 2009	Pencapaian Sehingga 30 Jun 2009/ Achievement Until 30 June 2009
		Bilangan/Number			
<b>1</b>	<b>Aduan Diterima/Complaint Received</b>	<b>163</b>		<b>100</b>	<b>85</b>

A5: Pendidikan Dan Kesedaran Alam Sekitar  
*Environmental Education And Awareness*

Bil/ No.	Program/Programme	Kedudukan 2008/ Status 2008	Sasaran 2009/ Target 2009	Pencapaian Sehingga 30 Jun 2009/ Achievement Until 30 June 2009
1	Ceramah Sekolah-Sekolah/ <i>Lecture in Schools</i>	16	20	5
2	Ceramah Umum/ <i>Public Lecture</i>	9	10	4
3	Pameran/ <i>Exhibition</i>	12	10	5
4	Seminar/ Taklimat/ <i>Seminar/Briefing</i>	3	3	1
5	Kem Kesedaran Alam Sekitar (KeKAS)/ <i>Environmental Awareness Camp (KeKAS)</i>	2	5	1
6	Minggu Alam Sekitar Malaysia/ <i>Malaysia Environment Week</i>	2	2	0
7	Lain-Lain/ <i>Others</i>			
7.1	Kolokium/ <i>Colloquium</i>	8	5	0

**A6: Permohonan EIA/KB/APB/Lesen/Rayuan Kompaun**  
*EIA/Written Permission/APB/Licence/Compound Appeal Application*

Bil./ No.	Program/ Programme	Kedudukan 2008/ Status 2008	Sasaran 2009/ Target 2009	Pencapaian Sehingga 30 Jun 2009 Achievement Until 30 June 2009
i.	Laporan EIA/EIA Report	42	40	17
ii.	Kebeneran Bertulis(KB)/ Written Permission(KB)	20	6	4
iii.	APB /Alat Kawalan/ Insinerator (Kelulusan Bertulis)/ APB/Control Equipment/Incinerator (Written Approval)	28	6	9
iv.	PAT & Ulasan Input Pembangunan/ PAT & Input Comment Development	749	400	426
v.	Lawatan PAT/ PAT Visit	132	90	53
vi.	Lawatan Post EIA/ Post EIA Visit	42	40	14
vii.	Rayuan Kompaun/ Compound Appeal	421	425	425
viii.	Lesen/ Licence	17	17	17

Note/Note: APB- Alat Pembakaran Bahanapi/ Fuel Burning Equipment  
 PAT- Penilaian Awal Tapak/ Pre-siting Evaluation

A1a : Pemeriksaan Puncu Yang Ditetapkan dan Peratusan Pematuhan (%)  
*Prescribed Premises Inspection and Percentage of Compliance (%)*

Aktiviti/ Activities		Kedudukan 2008/ Status 2008					
		Jumlah Premis (Inventori)/ Total Premises (Inventory) (1)	Premis Dilawat/ Premises Visited (2)	Jumlah Lawatan/ Total Visits (3)	Patuh/ Complying (4)	Tidak Patuh/ Non-Complying (5)	Peratus Pematuhan/ Percentage of Compliance (6) = (4)/(1)
i.	Kilang Kelapa Sawit/ <i>Palm Oil Mills</i>	12	12	62	10	2	83.3%
ii.	Kilang Getah Asli Mentah/ <i>Raw Natural Rubber Factories</i>	2	2	12	2	0	100.0%
iii.	Kemudahan Pengolahan Buangan Terjadual/ <i>Scheduled Waste Treatment Facility</i>	8	8	27	8	2	100.0%

Aktiviti/ Activities		Sasaran 2009/ Target 2009				Pencapaian Sehingga 30 Jun 2009/ Achievement Until 30 June 2009 (11)		Patuh/ Complying (15)	Tidak Patuh/ Non-Complying (16)	Peratus Pematuhan/ Percentage of Compliance (17) = [(7)-(13)]/(7)
		Jumlah Premis (Inventori)/ Total Premises (Inventory) (7)	Premis yg Disasarkan Utk Dilawat/ Premises Targeted to be Visited (8)	Jumlah Lawatan yg Disasarkan/ Total Visits Targeted (9)	Jumlah Premis Yang Disasarkan Patuh/ Total Complying Targeted (10)	P*	L*			
i.	Kilang Kelapa Sawit/ <i>Palm Oil Mills</i>	15	12	78	14	25	42	12	0	100%
ii.	Kilang Getah Asli Mentah/ <i>Raw Natural Rubber Factories</i>	2	2	12	2	4	6	1	1	50%
iii.	Kemudahan Pengolahan Buangan Terjadual/ <i>Scheduled Waste Treatment Facility</i>	8	8	32	7	13	16	7	0	100%

\* P- Bil. Premis Dilawat/ No. of Visited Premises L- Bil. Lawatan/ No. Of Visits

A1b : Pemeriksaan Punca Yang Bukan Ditetapkan dan Peratusan Pematuhan (%)  
*Non-Prescribed Premises Inspection and Percentage of Compliance (%)*

		Kedudukan 2008/ Status 2008					
BI./ No.	Aktiviti/ Activities	Jumlah Premis/ (Inventory) Total/ Premises (Inventory) (1)	Premis Dilawat/ Premises Visited (2)	Jumlah Lawatan/ Total Visits (3)	Patu/ Complying (4)	Tidak Patu/ Non- Complying (5)	Peratus Pematuhan/ Percentage of Compliance (6) = (4)/(1)
i.	Effluen Perindustrian/Industrial Effluent	103	56	126	50	2	96.2%
ii.	Pencemaran Udara/Air Pollution	476	148	190	110	10	91.7%
iii.	Premis Kumbahan/ Sewage Premises	386	139	150	140	1	99.3%
iv.	Premis Buangan Terjadual/ Scheduled Waste Treatment Facility	1,088	222	256	154	13	92.2%

		Sasaran 2009/ Target 2009				Pencapaian Sehingga 30 Jun 2009/ Achievement Until 30 June 2009 (11)		Patu/ Complying (15)	Tidak Patu/ Non- Complying (16)	Peratus Pematuhan/ Percentage of Compliance (17) = [(7)-(13)]/(7)
BI./ No.	Aktiviti/ Activities	Jumlah Premis (Inventory) Total/ Premises (Inventory) (7)	Premis yg Disasarkan Utk Dilawat/ Premises Targeted to Be Visited (8)	Jumlah Lawatan yg Disasarkan/ Total Visits Targeted (9)	Jumlah Premis Yang Disasarkan Patu/ Total Complying Premises Targeted (10)	P*	L*			
i.	Effluen Perindustrian/Industrial Effluent	295	67	122	60	31	45	11	0	100%
ii.	Pencemaran Udara/Air Pollution	493	125	163	113	116	120	69	2	97.1%
iii.	Premis Kumbahan/ Sewage Premises	236	106	128	95	39	42	23	0	100%
iv.	Premis Buangan Terjadual/ Scheduled Waste Treatment Facility	1,204	172	199	155	110	110	66	1	98.5%

\* P- Bil. Premis Dilawat/ No. of Visited Premises L- Bil. Lawatan/ No. Of Visits

A2 : Operasi Mencegah Pembakaran Terbuka  
*Prevention Operation for Open Burning*

Bil./ No.	Aktiviti/ Activities  Program Operasi Pencegahan Pembakaran Terbuka/ <i>Prevention Operation On Open Burning</i>	Pencapaian 2008/ <i>Achievement 2008</i>	Sasaran 2009/ <i>Target 2009</i>	Pencapaian Sehingga 30 Jun 2009/ <i>Achievement Until 30 June 2009</i>	
				R*	L*
i.	Rondaan Daratan/ <i>Land Patrol</i>	198	200	100	87
ii.	Program Pengawasan Melalui Udara/ <i>Airborne Surveillance Programme</i>	6	8	4	2
iii.	Pemantauan Tapak Pelupusan Sampah/ <i>Monitoring Landfill Site</i>	24	26	13	17
iv.	Siasatan Tiik Panas/ <i>Hot Spot Inspection</i>				
	Bilangan dilaporkan (ASMC)/ <i>No. of Report (ASMC)</i>	50	-	31	31
	Bilangan disiasat/ <i>No. of Investigation</i>	50	-	31	31

- \* R- Bil. Program Dirancang/ *No. of Programmes Planned*  
L- Bil. Program Dilaksana/ *No. of Programmes Implemented*

A3 : Tindakan Undang-Undang (Kompoun dan Mahkamah)  
*Legal Action (Compound and Court)*

Bil./ No.	Aktiviti/ Activities	Kedudukan 2008/ Status 2008		Sasaran 2009/ Target 2009	Pencapaian Sehingga 30 Jun 2009/ Achievement Until 30 June 2009
		Bilangan kes/ Number of Cases	*RM		
<b>1</b>	<b>Kompoun/ Compounds</b>				
	Punca Tetaf/ Point Sources	39	48,500.00	30	18
	Punca Bergerak/ Mobile Sources	226	83,510.00	350	206
<b>2</b>	<b>Mahkamah/ Court</b>				
<b>i.</b>	<b>Kertas Siasatan kepada TPR/ Investigation Paper to TPR</b>				
	Punca Tetaf/ Point Sources	11	-	10	11
	Punca Bergerak/ Mobile Sources	35	-	50	12
<b>ii.</b>	<b>Kes difailkan/ Filed Cases</b>				
	Punca Tetaf/ Point Sources	4	-	-	-
	Punca Bergerak/ Mobile Sources	33	-	-	-
<b>iii.</b>	<b>Kes selesai/ Completed Cases</b>				
	Punca Tetaf/ Point Sources	0	-	-	-
	Punca Bergerak/ Mobile Sources	20	-	-	-

A4: Penyiasatan Aduan/ Complaint Investigation

Bil./ No.	Perkara/ Item	Kedudukan 2008/ Status 2008		Sasaran 2009/ Target 2009	Pencapaian Sehingga 30 Jun 2009/ Achievement Until 30 June 2009
		Bilangan/ Number			
<b>1</b>	<b>Aduan Diterima/ Complaint Received</b>	135			44

A5: Program Pendidikan Dan Kesedaran Alam Sekitar  
*Environmental Education And Awareness Programmes*

Bil/ No.	Program/Programme	Kedudukan 2008/ Status 2008	Sasaran 2009/Target 2009	Pencapaian Sehingga 30 Jun 2009/ Achievement Until 30 June 2009
1	Ceramah Sekolah-Sekolah/ <i>Lecture in Schools</i>	5	11	5
2	Ceramah Umum/ <i>Public Lecture</i>	5	9	7
3	Pameran/ <i>Exhibition</i>	15	19	11
4	Seminar/ Taklimat/ <i>Seminar/Briefing</i>	2	4	0
5	Kem Kesedaran Alam Sekitar (KeKAS)/ <i>Environmental Awareness Camp (KeKAS)</i>	5	12	7
6	Minggu Alam Sekitar Malaysia/ <i>Malaysia Environment Week</i>	3	12	1
7	Lain-Lain/ <i>Others</i>			
7.1	Kolokium/ <i>Colloquium</i>			

**A6: Permohonan EIA/KB/APB/Lesen/Rayuan Kompon**  
*EIA/Written Permission/APB/Licence/Compound Appeal Application*

<b>BU/ No.</b>	<b>Program/ Programme</b>	<b>Kedudukan 2008/ Status 2008</b>	<b>Sasaran 2009/ Target 2009</b>	<b>Pencapaian Sehingga 30 Jun 2009 Achievement Until 30 June 2009</b>
i.	Laporan EIA/EIA Report	17		8
ii.	Kebeharan Bertulis(KB)/ Written Permission(KB)	30		7
iii.	APB /Alat Kawalan/ Insinerator (Kelulusan Bertulis)/APB/Control Equipment/Incinerator (Written Approval)	27		19
iv.	PAT & Ulasan Input Pembangunan/ PAT & Inputs Development	428		208
v.	Lawatan PATI/PAT Visit	38		9
vi.	Lawatan Post EIA/ Post EIA Visit	78		52
vii.	Rayuan Kompon/ Compound Appeal	50		11
viii.	Lesen/ Licence	33		28

Nota/Note: APB- Alat Pembakaran Bahanap/ Fuel Burning Equipment  
 PAT-Penilaian Awal Tapak/ Pre-siting Evaluation

A1a : Pemeriksaan Punca Yang Ditetapkan dan Peratusan Pematuhan (%)  
*Prescribed Premises Inspection and Percentage of Compliance (%)*

Aktiviti/ Activities		Kedudukan 2008/ Status 2008					
Bil./ No.	Premis Yang Ditetapkan/ <i>Prescribed Premises</i>	Jumlah Premis (Inventory) Total Premises (Inventory)	Premis Dilawat/ <i>Premises Visited</i>	Jumlah Lawatan/ <i>Total Visits</i>	Patuhan/ <i>Complying</i>	Tidak Patuh/ <i>Non-Complying</i>	Peratus Pematuhan/ <i>Percentage of Compliance</i>
		(1)	(2)	(3)	(4)	(5)	(6) = (4)/(1)
i.	Kilang Kelapa Sawit/ <i>Palm Oil Mills</i>	70	70	209	54	16	77.14%
ii.	Kilang Getah Asli Mentah/ <i>Raw Natural Rubber Factories</i>	10	10	23	8	2	80.00%
iii.	Kemudahan Pengolahan Buangan Terjadual/ <i>Scheduled Waste Treatment Facility</i>	8	8	29	7	1	87.50%

Aktiviti/ Activities		Sasaran 2009/ Target 2009					Pencapaian Sehingga 30 Jun 2009/ <i>Achievement Until 30 June 2009</i>		Peratus Pematuhan/ <i>Percentage of Compliance</i>
Bil./ No.	Premis Yang Ditetapkan/ <i>Prescribed Premises</i>	Jumlah Premis (Inventory) Total Premises (Inventory)	Premis yg Disasarkan Utk Dilawat/ <i>Premises Targeted to be Visited</i>	Jumlah Lawatan yg Disasarkan/ <i>Total Visits Targeted</i>	Jumlah Premis Yang Disasarkan Patuh/ Total Complying Premises Targeted	P	L*		
		(7)	(8)	(9)	(10)	(11)	(12)	(13)	
i.	Kilang Kelapa Sawit/ <i>Palm Oil Mills</i>	70	70	280	70	108	133	62	88.57%
ii.	Kilang Getah Asli Mentah/ <i>Raw Natural Rubber Factories</i>	10	10	30	10	22	19	9	90.00%
iii.	Kemudahan Pengolahan Buangan Terjadual/ <i>Scheduled Waste Treatment Facility</i>	8	8	16	8	13	17	8	100.00%
						(15)	(16)	(17) = [(7)-(13)]/(7)	

\* P- Bil. Premis Dilawat/ No. of Visited Premises L- Bil. Lawatan/ No. Of Visits

A1b : Pemeriksaan Puncak Yang Bukan Ditetapkan dan Peratusan Pematuhan (%)  
*Non- Prescribed Premises Inspection and Percentage of Compliance (%)*

		Kedudukan 2008/ Status 2008					
Bil./ No.	Aktiviti/ Activities	Jumlah Premis (Inventori)/ Total Premises (Inventory)	Premis Dilawat/ Premises Visited	Jumlah Lawatan/ Total Visits	Patuhi/ Complying	Tidak Patuhi/ Non-Complying	Peratus Pematuhan/ Percentage of Compliance
		(1)	(2)	(3)	(4)	(5)	(6) = (4)/(1)
i.	Effluen Perindustrian/Industrial Effluent	96	101	68	54	5	94.79%
ii.	Pencemaran Udara/Air Pollution	692	377	285	268	34	95.09%
iii.	Premis Kumbahan/Sewage Premises	614	376	219	262	5	99.19%
iv.	Premis Buangan Terjadual/ Scheduled Waste Treatment Facility	1,087	448	430	540	49	95.49%

		Sasaran 2009/ Target 2009				Pencapaian Sehingga 30 Jun 2009/ Achievement Until 30 June 2009		Peratus Pematuhan/ Percentage of Compliance
Bil./ No.	Aktiviti/ Activities	Jumlah Premis (Inventori)/ Total Premises (Inventory)	Premis yg Disasarkan Utk Dilawat/ Targeted Premises to be Visited	Jumlah Lawatan yg Disasarkan Total Visits Targeted	Jumlah Premis Yang Disasarkan Patuhi/ Total Complying Targeted	Patuhi/ Complying	Tidak Patuhi/ Non-Complying	
		(7)	(8)	(9)	(10)	(11)	(12)	(13)
				P	L*			(17) = [(7)-(13)]/(7)
i.	Effluen Perindustrian/Industrial Effluent	96	85	85	85	43	38	96.88%
ii.	Pencemaran Udara/Air Pollution	692	340	340	340	186	167	97.25%
iii.	Premis Kumbahan/Sewage Premises	614	294	551	551	149	123	99.35%
iv.	Premis Buangan Terjadual/ Scheduled Waste Treatment Facility	1,087	518	518	518	279	298	98.62%

\* P- Bil. Premis Dilawat/ No. of Visited Premises L- Bil. Lawatan/ No. Of Visits

**A2 : Operasi Mencegah Pembakaran Terbuka**  
*Prevention Operation for Open Burning*

Bil./ No.	Aktiviti/ Activities  Program Operasi Pencegahan Pembakaran Terbuka/ <i>Operation On Open Burning</i>	Pencapaian 2008/ <i>Achievement 2008</i>	Sasaran 2009/ <i>Target 2009</i>	Pencapaian Sehingga 30 Jun 2009/ <i>Achievement Until 30 June 2009</i>	
				R*	L*
i.	Rondaan Daratan/ <i>Land Patrol</i>	540	536	268	180
ii.	Program Pengawasan Melalui Udara/ <i>Airborne Surveillance Programme</i>	17	16	8	12
iii.	Pemantauan Tapak Pelupusan Sampah/ <i>Monitoring Landfill Site</i>	14	28	14	4
iv.	Siasatan Titik Panas/ <i>Hot Spot Inspection</i>				
	Bilangan dilaporkan (ASMC)/ <i>No. of Report (ASMC)</i>	116	120	60	73
	Bilangan disiasat/ <i>No. of Investigation</i>	116	120	60	73

- \* R-Bil. Program Dirancang/ *No. of Programmes Planned*
- L-Bil. Program Dilaksanakan/ *No. of Programmes Implemented*

A3 : Tindakan Undang-Undang (Kompon dan Mahkamah)  
*Legal Action (Compound and Court)*

Bil./ No.	Aktiviti/ Activities	Kedudukan 2008/Status 2008		*RM	Sasaran 2009/ Target 2009	Pencapaian Sehingga 30 Jun 2009/ Achievement Until 30 June 2009
		Bilangan kes/ Number of Cases				
1	<b>Kompaun/ Compounds</b>					
	Punca Telap/ Point Sources	85		141,500.00	150	57
	Punca Bergerak/ Mobile Sources	450		275,950.00	400	147
2	<b>Mahkamah/ Court</b>					
i.	<b>Kertas Siasatan kepada TPR/ Investigation Paper to TPR</b>					
	Punca Telap/ Point Sources	65		-	65	17
	Punca Bergerak/ Mobile Sources	13		-	25	10
ii.	<b>Kes difailkan/ Filed Cases</b>					
	Punca Telap/ Point Sources	51		-	51	36
	Punca Bergerak/ Mobile Sources	5		-	20	15
iii.	<b>Kes selesai/ Completed Cases</b>					
	Punca Telap/ Point Sources	49		459,500.00	50	42
	Punca Bergerak/ Mobile Sources	8		2,000.00	20	10

A4: Penyiasatan Aduan/ Complaint Investigation

Bil./ No.	Perkaral/ Item	Kedudukan 2008/ Status 2008		Sasaran 2009/ Target 2009	Pencapaian Sehingga 30 Jun 2009/ Achievement Until 30 June 2009
		Bilangan/Number			
1	Aduan Diterima/Complaint Received	128		100	118

A5: Pendidikan Dan Kesedaran Alam Sekitar  
*Environmental Education And Awareness*

Bil/ No.	Program/Programme	Kedudukan 2008/ Status 2008	Sasaran 2009/Target 2009	Pencapaian Sehingga 30 Jun 2009/ Achievement Until 30 June 2009
1	Ceramah Sekolah-Sekolah/ <i>Lecture in Schools</i>	24	25	10
2	Ceramah Umum/ <i>Public Lecture</i>	20	15	11
3	Pameran/ <i>Exhibition</i>	46	37	34
4	Seminar/ Taklimat/ <i>Seminar/Briefing</i>	14	20	2
5	Kem Kesedaran Alam Sekitar (KeKAS)/ <i>Environmental Awareness Camp (KeKAS)</i>	4	4	2
6	Minggu Alam Sekitar Malaysia/ <i>Malaysia Environment Week</i>	4	5	0
7	Lain-Lain/ <i>Others</i>			
7.1	Kolokium/ <i>Colloquium</i>	40	36	13

A6: Permohonan EIA(KB)/APB/Lesen/Rayuan Kompoun  
 EIA/Written Permission/APB/Licence/Compound Appeal Application

Bil/ No.	Program/ Programme	Kedudukan 2008/ Status 2008	Sasaran 2009/ Target 2009	Pencapaian Sehingga 31 Mac 2009 Achievement Until 31 March 2009
i.	Laporan EIA/EIA Report	36	20	9
ii.	Kebanaran Bertulis(KB)/ Written Permission(KB)	60	47	17
iii.	APB /Alat Kawalan/ Insinerator (Kelulusan Bertulis)/APB/Control Equipment/Incinerator (Written Approval)	164	66	80
iv.	PAT & Ulasan Input Pembangunan/ PAT & Input Comment Development	35	45	23
v.	Lawatan PAT/PAT Visit	34	45	11
vi.	Lawatan Post EIA/ Post EIA Visit	75	75	25
vii.	Rayuan Kompoun/ Compound Appeal	24	0	3
viii.	Lesen/ Licence	0	0	0

Nota/Note: APB- Alat Pembakaran Bahanapi/ Fuel Burning Equipment  
 PAT- Penilaian Awal Tapak/ Pre-siting Evaluation

A1a : Pemeriksaan Punca Yang Ditetapkan dan Peratusan Pematuhan (%)  
*Prescribed Premises Inspection and Percentage of Compliance (%)*

Aktiviti/ Activities		Kedudukan 2008/ Status 2008					
		Jumlah Premis (Inventory) Premises (Inventory) (1)	Premis Dilawat/ Premises Visited (2)	Jumlah Lawatan/ Total Visits (3)	Patuh/ Complying (4)	Tidak Patuh/ Non-Complying (5)	Peratus Pematuhan/ Percentage of Compliance (6) = (4)/(1)
Bil./ No.	Premis Yang Ditetapkan/ Prescribed Premises						
i.	Kilang Kelapa Sawit/ Palm Oil Mills	63	63	250	50	13	79.40%
ii.	Kilang Getah Asli Mentah/ Raw Natural Rubber Factories	15	15	53	14	1	93.33%
iii.	Kemudahan Pengolahan Buangan Terjadual/ Scheduled Waste Treatment Facility	48	41	130	130	0	100.00%

Aktiviti/ Activities		Sasaran 2009/ Target 2009				Pencapaian Sehingga 30 Jun 2009/ Achievement Until 30 June 2009		Peratus Pematuhan/ Percentage of Compliance (17) = [(7)-(13)]/(7)
		Jumlah Premis (Inventory) Total Premises (Inventory) (7)	Premis yg Disasarkan Utk Dilawat/ Premises Targeted to be Visited (8)	Jumlah Lawatan yg Disasarkan/ Total Visits Targeted (9)	Jumlah Premis Yang Disasarkan Patuh/ Total Complying Premises Targeted (10)	Patuh/ Complying (15)	Tidak Patuh/ Non-Complying (16)	
Bil./ No.	Premis Yang Ditetapkan/ Prescribed Premises							
i.	Kilang Kelapa Sawit/ Palm Oil Mills	66	66	252	66	132	137	90.91%
ii.	Kilang Getah Asli Mentah/ Raw Natural Rubber Factories	14	14	60	14	28	24	100.00%
iii.	Kemudahan Pengolahan Buangan Terjadual/ Scheduled Waste Treatment Facility	48	48	164	48	96	76	97.92%

\* P- Bil. Premis Dilawat/ No. of Visited Premises L- Bil. Lawatan/ No. Of Visits

A1b : Pemeriksaan Punca Yang Bukan Ditetapkan dan Peratusan Pematuhan (%)  
 Non-Prescribed Premises Inspection and Percentage of Compliance (%)

Bil./ No.	Aktiviti/ Activities	Kedudukan 2008/ Status 2008						Peratus Pematuhan/ Percentage of Compliance
		Jumlah Premis (Inventory) (1)	Premis Dilawat/ Premises Visited (2)	Jumlah Lawatan/ Total Visits (3)	Patu/ Complying (4)	Tidak Patuh/ Non- Complying (5)	(6) = (4)/(1)	
i.	Effluen Perindustrian/Industrial Effluent	5,185	490	558	390	100	98.1%	
ii.	Pencemaran Udara/Air Pollution	5,791	686	754	475	211	96.4%	
iii.	Premis Kumbahan/Sewage Premises	1,037	179	210	145	34	96.7%	
iv.	Premis Buangan Terjadual/ Scheduled Waste Treatment Facility	5,610	693	765	508	185	96.7%	

Bil./ No.	Aktiviti/ Activities	Sasaran 2009/ Target 2009				Pencapaian Sehingga 30 Jun 2009/ Achievement Until 30 June 2009 (11)		Peratus Pematuhan/ Percentage of Compliance
		Jumlah Premis (Inventory) Total Premises (Inventory)	Premis yg Diasarkan Utk Dilawat/ Premises Targeted to be Visited (8)	Jumlah Lawatan yg Diasarkan/ Total Visits Targeted (9)	Jumlah Premis Yang Disasarkan Patuh/ Total Complying Target (10)	Patu/ Complying (15)	Tidak Patuh/ Non- Complying (16)	
i.	Effluen Perindustrian/Industrial Effluent	5,185	1,029	2,840	4,925	396	512	99.42%
ii.	Pencemaran Udara/Air Pollution	5,791	1,029	2,840	5,501	322	680	99.00%
iii.	Premis Kumbahan/Sewage Premises	1,037	316	632	985	90	90	99.13%
iv.	Premis Buangan Terjadual/ Scheduled Waste Treatment Facility	5,610	1,029	2,840	5,329	461	562	99.06%

\* P- Bil. Premis Dilawat/ No. of Visited Premises L- Bil. Lawatan/ No. Of Visits

A2 : Operasi Mencegah Pembakaran Terbuka  
*Prevention Operation for Open Burning*

Bil./ No.	Aktiviti/ Activities  Program Operasi Pencegahan Pembakaran Terbuka/ <i>Operation On Open Burning</i>	Pencapaian 2008/ <i>Achievement 2008</i>	Sasaran 2009/ <i>Target 2009</i>	Pencapaian Sehingga 30 Jun 2009/ <i>Achievement Until 30 June 2009</i>	
				R*	L*
i.	Rondaan Daratan/ <i>Land Patrol</i>	101	144	121	116
ii.	Program Pengawasan Melalui Udara/ <i>Airborne Surveillance Programme</i>	20	84	33	17
iii.	Pemantauan Tapak Pelupusan Sampah/ <i>Monitoring Landfill Site</i>	38	48	21	18
iv.	Siasatan Titik Panas/ <i>Hot Spot Inspection</i>				
	Bilangan dilaporkan (ASMC)/ <i>No. of Report (ASMC)</i>	46	-	29	43
	Bilangan disiasat/ <i>No. of Investigation</i>	46	-	-	43

- \* R-Bil. Program Dirancang/ *No. of Programmes Planned*
- L-Bil. Program Dilaksana/ *No. of Programmes Implemented*

A3 : Tindakan Undang-Undang (Kompon dan Mahkamah)  
Legal Action (Compound and Court)

Bil./ No.	Aktiviti/ Activities	Kedudukan 2008/ Status 2008		Sasaran 2009/ Target 2009	Pencapaian Sehingga 30 June 2009/ Achievement Until 30 June 2009
		Bilangan kes/ Number of Cases	*RM		
<b>1</b>	<b>Kompaun/ Compounds</b>				
	Punca Tetap/ Point Sources	279	558,000.00	-	230
	Punca Bergerak/ Mobile Sources	658	1,316,000.00	500	364
<b>2</b>	<b>Mahkamah/ Court</b>				
<b>i.</b>	<b>Kertas Siasatan kepada TPR/ Investigation Paper to TPR</b>				
	Punca Tetap/ Point Sources	159	-	-	27
	Punca Bergerak/ Mobile Sources	133	-	-	26
<b>ii.</b>	<b>Kes difailkan/ Filed Cases</b>				
	Punca Tetap/ Point Sources	131	-	300	32
	Punca Bergerak/ Mobile Sources	94	-	300	49
<b>iii.</b>	<b>Kes selesai/ Completed Cases</b>				
	Punca Tetap/ Point Sources	77	1,081,000.00	-	46
	Punca Bergerak/ Mobile Sources	80	178,380.00	-	46

A4: Penyiasatan Aduan/ Complaint Investigation

Bil./ No.	Perkara/ Item	Kedudukan 2008/ Status 2008	Sasaran 2009/ Target 2009	Pencapaian Sehingga 30 Jun 2009/ Achievement Until 30 June 2009
		Bilangan/ Number		
<b>1</b>	<b>Aduan Diterima/ Complaint Received</b>	650	-	429

A5: Pendidikan Dan Kesedaran Alam Sekitar  
*Environmental Education And Awareness*

Bil/ No.	Program/Programme	Kedudukan 2008/ Status 2008	Sasaran 2009/Target 2009	Pencapaian Sehingga 30 Jun 2009/ Achievement Until 30 June 2009
1	Ceramah Sekolah-Sekolah/ <i>Lecture in Schools</i>	24	12	20
2	Ceramah Umum/ <i>Public Lecture</i>	22	9	7
3	Pameran/ <i>Exhibition</i>	26	21	11
4	Seminar/ Taklimat/ <i>Seminar/Briefing</i>	10	6	4
5	Kem Kesedaran Alam Sekitar (KeKAS)/ <i>Environmental Awareness Camp (KeKAS)</i>	4	4	3
6	Minggu Alam Sekitar Malaysia/ <i>Malaysia Environment Week</i>	5	5	-
7	Lain-Lain/ <i>Others</i>			
7.1	Kolokium/ <i>Colloquium</i>	0	0	0

**A6: Permohonan EIA/KB/APB/Lesen/Rayuan Kompoun**  
*EIA/Written Permission/APB/Licence/Compound Appeal Application*

Bil/ No.	Program/ Programme	Kedudukan 2008/ Status 2008	Sasaran 2009/ Target 2009	Pencapaian Sehingga 30 Jun 2009 Achievement Until 30 June 2009
i.	Laporan EIA/EIA Report	63		26
ii.	Kebenaran Bertulis(KB) /Written Permission(KB)	176		282
iii.	APB /Alat Kawalan/ Insinerator (Kelulusan Bertulis)/APB/Control Equipment/Incinerator (Written Approval)	2,859		1,183
iv.	PAT & Ulasan Input Pembangunan/ PAT & Input Comment Development	149	285	93
v.	Lawatan PAT/PAT Visit	146	164	90
vi.	Lawatan Post EIA/ Post EIA Visit	171	-	360
vii	Rayuan Kompoun/ Compound Appeal	308	308	119
viii	Lesen/ Licence			

Nota/Note: APB- Alat Pembakaran Bahanapi/ Fuel Burning Equipment  
 PAT- Penilaian Awal Tapak/ Pre-siting Evaluation

A1a.: Pemeriksaan Punca Yang Ditetapkan dan Peratusan Pematuhan (%)  
*Prescribed Premises Inspection and Percentage of Compliance (%)*

Aktiviti/ Activities		Kedudukan 2008/ Status 2008					
Bil./ No.	Premis Yang Ditetapkan/ Prescribed Premises	Jumlah Premis (Inventory) Total Premises (Inventory) (1)	Premis Dilawat/ Premises Visited (2)	Jumlah Lawatan/ Total Visits (3)	Patuhi/ Complying (4)	Tidak Patuh/ Non-Complying (5)	Peratus Pematuhan/ Percentage of Compliance (6) = (4)/(1)
i.	Kilang Kelapa Sawit/ Palm Oil Mills	116	289	351	106	10	91.38%
ii.	Kilang Getah Asli Mentah/ Raw Natural Rubber Factories	3	9	11	3	0	100.00%
iii.	Kemudahan Pengolahan Buangan Terjadual/ Scheduled Waste Treatment Facility	11	25	21	11	0	100.00%

Aktiviti/ Activities		Sasaran 2009/ Target 2009						Pencapaian Sehingga 30 Jun 2009/ Achievement Until 30 June 2009		Peratus Pematuhan/ Percentage of Compliance (17) = [(7)-(13)]/(7)
Bil./ No.	Premis Yang Ditetapkan/ Prescribed Premises	Jumlah Premis (Inventory) Total Premises (Inventory) (7)	Premis yg Disasarkan Utk Dilawat/ Premises Targeted to be Visited (8)	Jumlah Lawatan yg Disasarkan/ Total Visits Targeted (9)	Jumlah Premis Yang Disasarkan Patuhi/ Total Complying Premises Targeted (10)	P	L	Patuh/ Complying (15)	Tidak Patuh/ Non-Complying (16)	
i.	Kilang Kelapa Sawit/ Palm Oil Mills	117	136	254	117	132	138	77	34	70.94%
ii.	Kilang Getah Asli Mentah/ Raw Natural Rubber Factories	3	3	6	3	3	3	3	0	100.00%
iii.	Kemudahan Pengolahan Buangan Terjadual/ Scheduled Waste Treatment Facility	11	11	22	0	8	8	5	1	90.91%

\* P- Bil. Premis Dilawat/ No. of Visited Premises L- Bil. Lawatan/ No. Of Visits

A1b : Pemeriksaan Punca Yang Bukan Ditetapkan dan Peraturan Pematuhan (%)  
*Non-Precribed Premises Inspection and Percentage of Compliance (%)*

Aktiviti/ Activities		Kedudukan 2008/ Status 2008						
		Jumlah Premis (Inventory)/ Total Premises Visited (1)	Premis Dilawat/ Premises Visited (2)	Jumlah Lawatan/ Total Visits (3)	Patuh/ Complying (4)	Tidak Patuh/ Non-Complying (5)	Peratus Pematuhan/ Percentage of Compliance (6) = (4)/(1)	
i.	Effluent Perindustrian/Industrial Effluent	80	79	85	57	19	76.25%	
ii.	Pencemaran Udara/ Air Pollution	727	144	151	130	38	94.77%	
iii.	Premis Kumbahan/ Sewage Premises	68	60	60	38	23	66.18%	
iv.	Premis Buangan Terjadual/ Scheduled Waste Treatment Facility	1,044	269	271	171	76	92.72%	

Aktiviti/ Activities		Sasaran 2009/ Target 2009					Pencapaian Sehingga 30 Jun 2009/ Achievement Until 30 June 2009 (11)		Peratus Pematuhan/ Percentage of Compliance (17) = [(7)-(13)]/(7)	
		Jumlah Premis (Inventory)/ Total Premises (Inventory) (7)	Premis yg Disasarkan Utk Dilawat/ Premises Targeted to be Visited (8)	Jumlah Lawatan yg Disasarkan/ Total Visits Targeted (9)	Jumlah Premis Yang Disasarkan Patuh/ Total Complying Premises Targeted (10)	P*	L*	Patuh/ Complying (15)		Tidak Patuh/ Non-Complying (16)
i.	Effluent Perindustrian/Industrial Effluent	92	59	89	77	40	40	29	11	88.04%
ii.	Pencemaran Udara/ Air Pollution	727	164	193	687	109	112	54	55	92.43%
iii.	Premis Kumbahan/ Sewage Premises	70	21	21	67	13	13	10	3	95.71%
iv.	Premis Buangan Terjadual/ Scheduled Waste Treatment Facility	1,056	239	258	256	171	175	78	92	91.29%

\* P- Bil. Premis Dilawat/ No. of Visited Premises L- Bil. Lawatan/ No. Of Visits

A2 : Operasi Mencegah Pembakaran Terbuka  
Prevention Operation for Open Burning

Bil./ No.	Aktiviti/ Activities  Program Operasi Pencegahan Pembakaran Terbuka/ Prevention Operation On Open Burning	Pencapaian 2008/ Achievement 2008	Sasaran 2009/ Target 2009	Pencapaian Sehingga 30 Jun 2009/ Achievement Until 30 June 2009	
				R*	L*
i.	Rondaan Daratan/ Land Patrol	388	340		
ii.	Program Pengawasan Melalui Udara/Airborne Surveillance Programme	173	200		
iii.	Pemantauan Tapak Pelupusan Sampah/ Monitoring Landfill Site	25	21		
iv.	Siasatan Titik Panas/ Hot Spot Inspection				
	Bilangan dilaporkan (ASMC)/ No. of Report (ASMC)	183	100		
	Bilangan disiasat/ No. of Investigation	151	100		

\* R- Bil. Program Dirancang/ No. of Programmes Planned  
L- Bil. Program Dilaksana/ No. of Programmes Implemented

A3 : Tindakan Undang-Undang (Komponen dan Mahkamah)  
*Legal Action (Compound and Court)*

Bil./ No.	Aktiviti/ Activities	Kedudukan 2008/ Status 2008		Sasaran 2009/ Target 2009	Pencapaian Sehingga 30 Jun 2009/ Achievement Until 30 June 2009
		Bilangan kes/ Number of Cases	*RM		
1	<b>Kompaun/ Compounds</b>				
	Punca Tetal/ Point Sources	175	350,000.00	150	100
	Punca Bergerak/ Mobile Sources	294	409,400.00	250	143
2	<b>Mahkamah/ Court</b>				
i.	<b>Kertas Siasatan kepada TPR/ Investigation Paper to TPR</b>				
	Punca Tetal/ Point Sources	41	-	60	31
	Punca Bergerak/ Mobile Sources	71	-	60	49
ii.	<b>Kes difailkan/ Filed Cases</b>				
	Punca Tetal/ Point Sources	46	-	60	27
	Punca Bergerak/ Mobile Sources	65	-	60	37
iii.	<b>Kes selesai/ Completed Cases</b>				
	Punca Tetal/ Point Sources	42	704,000.00	60	25
	Punca Bergerak/ Mobile Sources	59	69,950.00	60	27

A4: Penyiasatan Aduan/ Complaint Investigation

Bil./ No.	Perkara/ Item	Kedudukan 2008/ Status 2008		Sasaran 2009/ Target 2009	Pencapaian Sehingga 30 Jun 2009/ Achievement Until 30 June 2009
		Bilangan/Number			
1	Aduan Diterima/ Complaint Received	206	150		100

A5: Pendidikan Dan Kesedaran Alam Sekitar  
*Environmental Education And Awareness*

Bil/ No.	Program/Programme	Kedudukan 2008/ Status 2008	Sasaran 2009/Target 2009	Pencapaian Sehingga 30 Jun 2009/ Achievement Until 30 June 2009
1	Ceramah Sekolah-Sekolah/ <i>Lecture in Schools</i>	19	20	5
2	Ceramah Umum/ <i>Public Lecture</i>	11	10	7
3	Pameran/ <i>Exhibition</i>	29	30	9
4	Seminar/ Taklimat/ <i>Seminar/Briefing</i>	16	10	10
5	Kem Kesedaran Alam Sekitar (KeKAS)/ <i>Environmental Awareness Camp (KeKAS)</i>	7	7	5
6	Minggu Alam Sekitar Malaysia/ <i>Malaysia Environment Week</i>	6	10	12
7	Lain-Lain/ <i>Others</i>			
7.1	Kolokium/ <i>Colloquium</i>	8	10	6

**A6: Permohonan EIA/KB/APB/Lesen/Rayuan Kompoun**  
*EIA/Written Permission/APB/Licence/Compound Appeal Application*

<b>Bil/ No.</b>	<b>Program/ Programme</b>	<b>Kedudukan 2008/ Status 2008</b>	<b>Sasaran 2009/ Target 2009</b>	<b>Pencapaian Sehingga 30 Jun 2009 Achievement Until 30 June 2009</b>
i.	Laporan EIA/EIA Report	16	30	14
ii.	Keberanian Bertulis(KB)/ Written Permission(KB)	73	148	95
iii.	APB /Alat Kawalan/ Insinerator (Kelulusan Bertulis)/APB/Control Equipment/Incinerator (Written Approval)	70	135	171
iv.	PAT & Ulasan Input Pembangunan/ PAT & Input Comment Development	56	60	162
v.	Lawatan PAT/PAT Visit	56	60	42
vi.	Lawatan Post EIA/ Post EIA Visit	15	40	11
vii.	Rayuan Kompoun/ Compound Appeal	183	200	185
viii.	Lesen/ Licence	132	132	136

*Nota/Note: APB- Alat Pembakaran Bahanapil/ Fuel Burning Equipment  
 PAT- Penilaian Awal Tapak/ Pre-siting Evaluation*

A1a : Pemeriksaan Punca Yang Ditetapkan dan Peratusan Pematuhan (%)  
*Prescribed Premises Inspection and Percentage of Compliance (%)*

Aktiviti/ Activities		Kedudukan 2008/ Status 2008					
		Jumlah Premis (Inventori) Total/ Premises (Inventory)	Premis Dilawat/ Premises Visited	Jumlah Lawatan/ Total Visits	Patu/ Complying	Tidak Patuh/ Non-Complying	Peratus Pematuhan/ Percentage of Compliance
Bil./ No.	Premis Yang Ditetapkan/ Prescribed Premises	(1)	(2)	(3)	(4)	(5)	(6) = (4)/(1)
i.	Kilang Kelapa Sawit/ Palm Oil Mills	46	42	91	34	8	81.00%
ii.	Kilang Getah Asli Mentah/ Raw Natural Rubber Factories	3	3	6	2	1	67.00%
iii.	Kemudahan Pengolahan Buangan Terjadual/ Scheduled Waste Treatment Facility	33	30	65	25	5	83.00%

Aktiviti/ Activities		Sasaran 2009/ Target 2009						Pencapaian Sehingga 30 Jun 2009/ Achievement Until 30 June 2009			Peratus Pematuhan/ Percentage of Compliance	
		Jumlah Premis (Inventori) Total/ Premises (Inventory)	Premis yg Disasarkan Utk Dilawat/ Premises Targeted to be Visited	Jumlah Lawatan yg Disasarkan Total Visits Targeted	Jumlah Premis Yang Disasarkan Patuh/ Total Complying Targeted	P	L*	Patuh/ Complying	Tidak Patuh/ Non-Complying	(17) = [(7)-(13)]/(7)		
Bil./ No.	Premis Yang Ditetapkan/ Prescribed Premises	(7)	(8)	(9)	(10)	(11)	(12)	(13)	(14)	(15)	(16)	(17)
i.	Kilang Kelapa Sawit/ Palm Oil Mills	46	43	135	38	70	66	35	8	35	8	85.00%
ii.	Kilang Getah Asli Mentah/ Raw Natural Rubber Factories	3	3	14	3	6	4	2	1	2	1	100.00%
iii.	Kemudahan Pengolahan Buangan Terjadual/ Scheduled Waste Treatment Facility	38	38	80	33	45	75	33	5	33	5	87.00%

\* P- Bil. Premis Dilawat/ No. of Visited Premises L- Bil. Lawatan/ No. Of Visits

A1b : Pemeriksaan Punca Yang Bukan Ditetapkan dan Peratusan Pematuhan (%)  
*Non-Prescribed Premises Inspection and Percentage of Compliance (%)*

Aktiviti/ Activities		Kedudukan 2008/ Status 2008						Peratus Pematuhan/ Percentage of Compliance		
		Jumlah Premis (Inventory) Total/ Premises (Inventory)	Premis Dilawat/ Premises Visited	Jumlah Lawatan/ Total Visits	Patuh/ Complying	Tidak Patuh/ Non-Complying	(6) = (4)/(1)			
Bil./ No.	Premis Yang Bukan Ditetapkan/ Non -Prescribed Premises									
i.	Efluen Perindustrian/Industrial Effluent	325	82	82	56	26	68.00%			
ii.	Pencemaran Udara/ Air Pollution	1,483	335	338	209	124	62.00%			
iii.	Premis Kumbahan/Sewage Premises	44	13	13	9	4	69.00%			
iv.	Premis Buangan Terjadual/ Scheduled Waste Treatment Facility	1,560	208	247	116	92	56.00%			
<b>Sasaran 2009/Target 2009</b>										
Aktiviti/ Activities		Jumlah Premis (Inventory) Total/ Premises (Inventory)	Premis yg Disasarkan Utk Dilawat/ Premises Targeted to be Visited	Jumlah Lawatan yg Disasarkan/ Total Visits Targeted	Jumlah Premis Yang Disasarkan Patuh/ Total Complying Premises Targeted	Pencapaian Sehingga 30 Jun 2009/ Achievement Until 30 June 2009		Peratus Pematuhan/ Percentage of Compliance		
						(7)	(8)		(9)	(10)
Bil./ No.	Premis Yang Bukan Ditetapkan/ Non -Prescribed Premises									
i.	Efluen Perindustrian/Industrial Effluent	325	100	120	80	60	58	37	13	80.00%
ii.	Pencemaran Udara/ Air Pollution	1,483	350	350	260	160	192	107	71	75.00%
iii.	Premis Kumbahan/Sewage Premises	44	20	25	15	7	6	6	0	75.00%
iv.	Premis Buangan Terjadual/ Scheduled Waste Treatment Facility	1,560	200	250	165	120	145	68	70	71.00%

\* P - Bil. Premis Dilawat/ No. of Visited Premises L- Bil. Lawatan/ No. Of Visits

A2 : Operasi Mencegah Pembakaran Terbuka  
*Prevention Operation for Open Burning*

Bil./ No.	Aktiviti/ Activities	Pencapaian 2008/ Achievement 2008	Sasaran 2009/ Target 2009	Pencapaian Sehingga 30 Jun 2009/ Achievement Until 30 June 2009	
				R*	L*
i.	Rondaan Daratan/ Land Patrol	6	20	10	114
ii.	Program Pengawasan Melalui Udara/ Airborne Surveillance Programme	33	40	19	33
iii.	Pemantauan Tapak Pelupusan Sampah/ Monitoring Landfill Site	5	10	5	0
iv.	Siasatan Titik Panas/ Hot Spot Inspection				
	Bilangan dilaporkan (ASMC)/ No. of Report (ASMC)	1,165	1,000	450	643
	Bilangan disiasat/ No. of Investigation	1,165	1,000	410	643

\* R- Bil. Program Dirancang/ No. of Programmes Planned  
 L- Bil. Program Dilaaksanakan/ No. of Programmes Implemented

A3 : Tindakan Undang-Undang (Komponen dan Mahkamah)  
Legal Actions (Compound and Court Cases)

Bil./ No.	Aktiviti/ Activities	Kedudukan 2008/ Status 2008		Sasaran 2009/ Target 2009	Pencapaian Sehingga 30 Jun 2009/ Achievement Until 30 June 2009
		Bilangan kes/ Number of Cases	*RM		
1	<b>Kompaun/ Compounds</b>				
	Punca Tetap/ Point Sources	69		50	22
	Punca Bergerak/ Mobile Sources	347		200	47
2	<b>Mahkamah/ Court Cases</b>				
i.	<b>Kertas Siasatan kepada TPR/ Investigation Paper to TPR</b>				
	Punca Tetap/ Point Sources	46		60	17
	Punca Bergerak/ Mobile Sources	9		20	2
ii.	<b>Kes difailkan/ Filed Cases</b>				
	Punca Tetap/ Point Sources	13		25	14
	Punca Bergerak/ Mobile Sources	0		15	3
iii.	<b>Kes selesai/ Completed Cases</b>				
	Punca Tetap/ Point Sources	12		20	5
	Punca Bergerak/ Mobile Sources	0		15	1

A4: Penyiasatan Aduan/ Complaint Investigation

Bil./ No.	Perkara/ Item	Kedudukan 2008/ Status 2008	Sasaran 2009/ Target 2009	Pencapaian Sehingga 30 Jun 2009/ Achievement Until 30 June 2009
		Bilangan/ Number		
1	<b>Pencemaran Udara/ Air Pollution</b>	293	200	192

A5: Pendidikan Dan Kesedaran Alam Sekitar  
*Environmental Education And Awareness*

Bil/ No.	Program/Programme	Kedudukan 2008/ Status 2008	Sasaran 2009/Target 2009	Pencapaian Sehingga 30 Jun 2009/ Achievement Until 30 June 2009
1	Ceramah Sekolah-Sekolah/ <i>Lecture in Schools</i>	13	10	14
2	Ceramah Umum/ <i>Public Lecture</i>	1	5	1
3	Pameran/ <i>Exhibition</i>	13	10	15
4	Seminar/ Taklimat/ <i>Seminar/Briefing</i>	10	10	10
5	Kem Kesedaran Alam Sekitar (KekAS)/ <i>Environmental Awareness Camp (KekAS)</i>	4	3	3
6	Minggu Alam Sekitar Malaysia/ <i>Malaysia Environment Week</i>	5	5	0
7	Lain-Lain/ <i>Others</i>			
7.1	Kolokium/ <i>Colloquium</i>	13	25	8

**A6: Permohonan EIA/KB/APB/Lesen/Rayuan Kompoun**  
*EIA/Written Permission/APB/Licence/Compound Appeal Application*

BIJ/ No.	Program/ Programme	Kedudukan 2008/ Status 2008	Sasaran 2009/ Target 2009	Pencapaian Sehingga 31 Mac 2009 <i>Achievement Until 31 March 2009</i>
i.	Laporan EIA/EIA Report	12	10	7
ii.	Kebeneran Bertulis(KB) <i>Written Permission</i> (KB)	53	45	27
iii.	APB /Alat Kawalan/ Insinerator (Kelulusan Bertulis)/APB/Control <i>Equipment/Incinerator (Written Approval)</i>	669	650	344
iv.	PAT & Ulasan Input Pembangunan/ PAT & Input <i>Comment Development</i>	146	150	94
v.	Lawatan PAT/PAT Visit	116	100	64
vi.	Lawatan Post EIA/ Post EIA Visit	68	67	52
vii	Rayuan Kompoun/ <i>Compound Appeal</i>			
viii	Lesen/ Licence			

*Nota/Note: APB- Alat Pembakaran Bahanapi/ Fuel Burning Equipment  
 PAT- Penilaian Awal Tapak/ Pre-siting Evaluation*

A1a : Pemeriksaan Puncu Yang Ditetapkan dan Peratusan Pematuhan (%)  
*Prescribed Premises Inspection and Percentage of Compliance (%)*

Aktiviti/ Activities		Kedudukan 2008/ Status 2008						
Bil./ No.	Premis Yang Ditetapkan/ <i>Prescribed Premises</i>	Jumlah Premis (Inventori)/ <i>Total Premises (Inventory)</i>	Premis Dilawat/ <i>Premises Visited</i>	Jumlah Lawatan/ <i>Total Visits</i>	Patuhi/ <i>Complying</i>	Tidak Patuh/ <i>Non-Complying</i>	Peratus Pematuhan/ <i>Percentage of Compliance</i>	
		(1)	(2)	(3)	(4)	(5)	(6) = (4)/(1)	
i.	Kilang Kelapa Sawit/ <i>Palm Oil Mills</i>	-	-	-	-	-	-	
ii.	Kilang Getah Asli Mentah/ <i>Raw Natural Rubber Factories</i>	-	-	-	-	-	-	
iii.	Kemudahan Pengolahan Buangan Terjadual/ <i>Scheduled Waste Treatment Facility</i>	4	4	4	4	0	100.00%	

Aktiviti/ Activities		Sasaran 2009/Target 2009							Pencapaian Sehingga 30 Jun 2009/ <i>Achievement Until 30 June 2009</i>		Peratus Pematuhan/ <i>Percentage of Compliance</i>
Bil./ No.	Premis Yang Ditetapkan/ <i>Prescribed Premises</i>	Jumlah Premis (Inventori)/ <i>Total Premises (Inventory)</i>	Premis yg Disasarkan Utk Dilawat/ <i>Premises Targeted to be Visited</i>	Jumlah Lawatan yg Disasarkan/ <i>Total Visits Targeted</i>	Jumlah Premis Yang Disasarkan Patuh/ <i>Total Complying Premises Targeted</i>	P	L*	(15)	(16)	(17) = [(7)-(13)]/(7)	
i.	Kilang Kelapa Sawit/ <i>Palm Oil Mills</i>	-	-	-	-	-	-	-	-	-	-
ii.	Kilang Getah Asli Mentah/ <i>Raw Natural Rubber Factories</i>	-	-	-	-	-	-	-	-	-	-
iii.	Kemudahan Pengolahan Buangan Terjadual/ <i>Scheduled Waste Treatment Facility</i>	4	4	9	4	3	3	4	0	100.00%	

\* P- Bil. Premis Dilawat/ No. of Visited Premises L- Bil. Lawatan/ No. Of Visits

A1b : Pemeriksaan Punca Yang Bukan Ditetapkan dan Peraturan Pematuhan (%)  
*Non-Prescribed Premises Inspection and Percentage of Compliance (%)*

		Kedudukan 2008/ Status 2008					
Bil./ No.	Aktiviti/ Activities	Jumlah Premis (Inventory) Total Premises (Inventory) (1)	Premis Dilawat/ Premises Visited (2)	Jumlah Lawatan/ Total Visits (3)	Patuh/ Complying (4)	Tidak Patuh/ Non- Complying (5)	Peratus Pematuhan/ Percentage of Compliance (6) = (4)/(1)
i.	Effluen Perindustrian/Industrial Effluent	10	9	52	7	3	70.00%
ii.	Pencemaran Udara/Air Pollution	53	10	18	50	3	94.34%
iii.	Premis Kumbahan/Sewage Premises	86	18	28	82	5	94.19%
iv.	Premis Buangan Terjadual/ Scheduled Waste Treatment Facility	128	86	92	92	36	71.88%

		Sasaran 2009/ Target 2009				Pencapaian Sehingga 30 Jun 2009/ Achievement Until 30 June 2009		Patuh/ Complying (11)	Tidak Patuh/ Non- Complying (16)	Peratus Pematuhan/ Percentage of Compliance (17) = [(7)-(13)]/(7)
Bil./ No.	Aktiviti/ Activities	Jumlah Premis (Inventory) Total Premises (Inventory)	Premis yg Disasarkan Utk Dilawat/ Premises Targeted to be Visited (8)	Jumlah Lawatan yg Disasarkan/ Total Visits Targeted (9)	Jumlah Premis Yang Disasarkan Patuh/ Total Complying Targeted (10)	P <sup>a</sup>	L <sup>a</sup>			
i.	Effluen Perindustrian/Industrial Effluent	10	10	23	8	4	5	10	0	100.00%
ii.	Pencemaran Udara/Air Pollution	53	10	29	51	3	3	52	1	98.11%
iii.	Premis Kumbahan/Sewage Premises	86	28	28	82	16	16	85	1	98.84%
iv.	Premis Buangan Terjadual/ Scheduled Waste Treatment Facility	128	76	130	103	26	28	114	14	89.06%

\* P- Bil. Premis Dilawat/ No. of Visited Premises L- Bil. Lawatan/ No. Of Visits

A2 : Operasi Mencegah Pembakaran Terbuka  
*Prevention Operation for Open Burning*

Bil/ No.	Aktiviti/ Activities	Pencapaian 2008/ Achievement 2008	Sasaran 2009/ Target 2009	Pencapaian Sehingga 30 Jun 2009/ Achievement Until 30 June 2009	
				R*	L*
i.	Rondaan Daratan/ Land Patrol	85	120	60	67
ii.	Program Pengawasan Melalui Udara/ Airborne Surveillance Programme	2	2	1	2
iii.	Pemantauan Tapak Pelupusan Sampah/ Monitoring Landfill Site	10	10	5	9
iv.	Siasatan Titik Panas/ Hot Spot Inspection				
	Bilangan dilaporkan (ASMC)/ No. of Report (ASMC)	0	0	0	0
	Bilangan disiasat/ No. of Investigation	0	0	0	0

- \* R- Bil. Program Dirancang/ No. of Programmes Planned
- L- Bil. Program Dilaksana/ No. of Programmes Implemented

A3 : Tindakan Undang-Undang (Komponen dan Mahkamah)  
*Legal Action (Compound and Court)*

Bil./ No.	Aktiviti/ Activities	Kedudukan 2008/Status 2008		Sasaran 2009/ Target 2009	Pencapaian Sehingga 30 Jun 2009/ Achievement Until 30 June 2009
		Bilangan kes/ Number of Cases	*RM		
1	Kampaun/ Compounds Punca Tetap/ Point Sources Punca Bergerak/ Mobile Sources	60	104,300.00		30
		1	50		0
2	Mahkamah/ Court Kertas Siasatan kepada TPR/ Investigation Paper to TPR				
i.	Punca Tetap/ Point Sources Punca Bergerak/ Mobile Sources	0	0	0	0
		0	0	0	0
ii.	Kes difailkan/ Filed Cases Punca Tetap/ Point Sources Punca Bergerak/ Mobile Sources	0	0	0	0
		0	0	0	0
iii.	Kes selesai/ Completed Cases Punca Tetap/ Point Sources Punca Bergerak/ Mobile Sources	0	0	0	0
		0	0	0	0

A4: Penyiasatan Aduan/ Complaint Investigation

Bil./ No.	Perkarah/ Item	Kedudukan 2008/ Status 2008		Sasaran 2009/ Target 2009	Pencapaian Sehingga 30 Jun 2009/ Achievement Until 30 June 2009
		Bilangan/Number			
1	Aduan Diterima/ Complaint Received	25	17		18

A5: Pendidikan Dan Kesedaran Alam Sekitar  
*Environmental Education And Awareness*

Bil./ No.	Program/Programme	Kedudukan 2008/ Status 2008	Sasaran 2009/Target 2009	Pencapaian Sehingga 30 Jun 2009/ Achievement Until 30 June 2009
1	Ceramah Sekolah-Sekolah/ <i>Lecture in Schools</i>	1	3	1
2	Ceramah Umum/ <i>Public Lecture</i>	7	3	1
3	Pameran/ <i>Exhibition</i>	7	6	2
4	Seminar/ Taklimat/ <i>Seminar/Briefing</i>	1	1	1
5	Kem Kesedaran Alam Sekitar (KeKAS)/ <i>Environmental Awareness Camp (KeKAS)</i>	3	3	2
6	Minggu Alam Sekitar Malaysia/ <i>Malaysia Environment Week</i>	1	1	1
7	Lain-Lain/ <i>Others</i>			
7.1	Kolokium/ <i>Colloquium</i>	12	12	0

**A6: Permohonan EIA/KB/APB/Lesen/Rayuan Kompoun**  
*EIA/Written Permission/APB/Licence/Compound Appeal Application*

BU/ No.	Program/ Programme	Kedudukan 2008/ Status 2008	Sasaran 2009/ Target 2009	Pencapaian Sehingga 30 Jun 2009 <i>Achievement Until 30 June 2009</i>
i.	Laporan EIA/EIA Report	2		1
ii.	Kebenaran Bertulis(KB)/ Written Permission(KB)	3		8
iii.	APB /Alat Kawalan/ Insinerator (Keluasan Bertulis)/APB/Control Equipment/Incinerator (Written Approval)	17		6
iv.	PAT & Ulasan Input Pembangunan/PAT & Input Comment Development	48		37
v.	Lawatan PAT/PAT Visit	19		18
vi.	Lawatan Post EIA/ Post EIA Visit	22		13
vii.	Rayuan Kompoun/ Compound Appeal	45		21
viii.	Lesen/ Licence	22		23

Nota/Note: APB- Alat Pembakaran Bahanapil/ Fuel Burning Equipment  
 PAT-Penilaian Awal Tapak/ Pre-siting Evaluation



**JABATAN ALAM SEKITAR**

Kementerian Sumber Asli Dan Alam Sekitar  
Aras 1-4, Podium 2 & 3 Wisma Sumber Asli  
No. 25 Persiaran Perdana, Presint 4  
62574 Putrajaya