


Modul Kesedaran Alam Sekitar

Modul Kitar Semula

TADIKA

KITAR SEMULA
RECYCLE




Diterbitkan Oleh

Jabatan Alam Sekitar




Edaran
PERCUMA

KANDUNGAN




Kesan Pencemaran




Mari Mewarna



Mari Bercerita




Mari Mengeja




Sudut Kreatif

???




Mari Mengira



Siapa Saya




Padankan Gambar



English Section


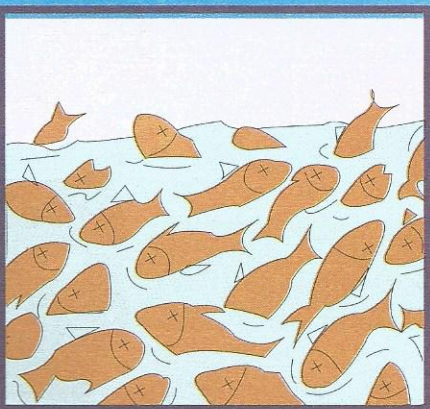




Tanggungjawab Saya







Kesan Pencemaran

Apakah yang ditunjukkan dalam gambar di bawah?



Mari Mewarna






















Mari Bercerita




Mari Mengeja






Sudut Kreatif

Ampai-ampai Kertas



Pinggan Kertas




Pensil Warna




Gunting



Gam



Beg Plastik



Mari kita membuat ampai-ampai





1 Gunting pinggan kertas

2 Guntingkan beg plastik untuk dijadikan kaki ampai-ampai

3 Cantumkan pinggan dengan plastik yang dipotong


4 Warnakan ampai-ampai dengan pensil warna






Mari Mengira



Kira bilangan botol di bawah



-





=




-





=




Bahan Kitar Semula



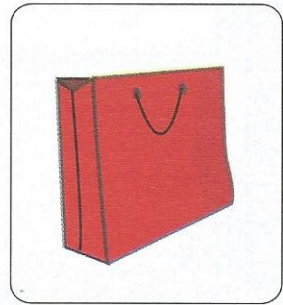


Warnakan barang-barang yang boleh dikitar semula






Padankan Gambar







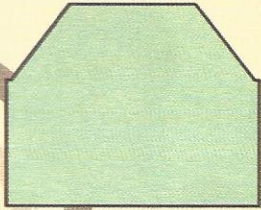

Padankan dengan bahan yang telah dikitar.



English Section



Spelling





Tanggungjawab Saya

Tandakan \checkmark pada perkara yang patut kita lakukan dan \times pada perkara yang tidak patut dilakukan

