




# Modul Kesedaran Alam Sekitar

## Modul Tumbuhan TADIKA



Diterbitkan Oleh

Jabatan Alam Sekitar

Edaran  
PERCUMA

# KANDUNGAN



Kepentingan Menjaga  
Tumbuh-Tumbuhan



Mari Mewarna



Mari Bercerita

ABCDE



Mari Mengeja



Sudut Kreatif



Mari Mengira



Buah-Buahan



Padankan Gambar



English Section


Tanggungjawab Saya






# Kepentingan Menjaga Tumbuh-Tumbuhan


Tahukah kawan-kawan kesan yang akan terjadi sekiranya hutan tidak dijaga ?




Tumbuhan Mati




Kebakaran




Hakisan Tanah



Ribut




Haiwan Mati



Tanah Runtuh

# Mari Mewarna



Apakah nama bunga di atas?



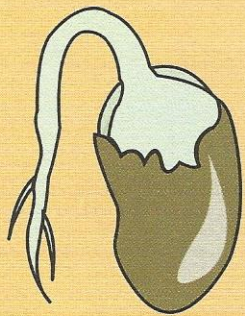





# Mari Bercerita

## Bunga Rafflesia




# Mari Mengeja





# Sudut Kreatif



Bahan – bahan yang diperlukan




# Sudut Kreatif



Langkah 1: Isikan  $\frac{3}{4}$  bekas kosong dengan tanah.




Langkah 2: Taburkan benih dan tutup benih tersebut dengan tanah.





Langkah 3: Letak ditempat yang mendapat cahaya matahari. Siram dengan air dua hari sekali.





Langkah 4: Ulangi langkah tersebut pada bekas yang lain.




# Mari Mengira




# Buah Buahan




**rambutan**




**manggis**




**pisang**



**betik**



**durian**




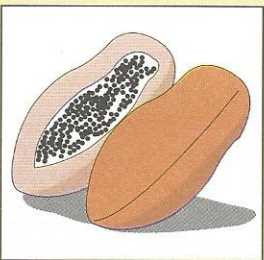





**mangga**



# Padankan Gambar

Padankan buah dengan pokok



# English Section



## Crossword

f	o	r	e	s	t	l	f	s	g
o	e	s	x	z	c	m	l	p	r
k	q	j	f	t	o	a	o	y	e
s	e	e	d	g	a	t	w	u	e
p	z	s	b	k	e	n	e	k	n
r	o	o	t	t	b	o	r	b	l
p	t	y	u	m	v	b	d	g	t
d	w	t	r	u	n	k	t	w	z
j	c	m	y	i	n	s	l	l	n

Flower

Trunk


Green

Root

Seed

Forest





# Tanggungjawab Saya

## Kitaran Tumbuh-tumbuhan



