




Modul Kesedaran Alam Sekitar

Modul Haiwan

TASKA



Diterbitkan Oleh

Jabatan Alam Sekitar



Edaran
PERCUMA

KANDUNGAN



Kenali Haiwan



Mari Mewarna




Mari Menyanyi



Mari Mengeja




Sudut Kreatif



Mari Mengira



Ke Mana Saya



Padankan Gambar



English Section








Tanggungjawab Saya








Kenali Haiwan

Namakan haiwan di bawah




Mari Mewarna





Mari Menyanyi



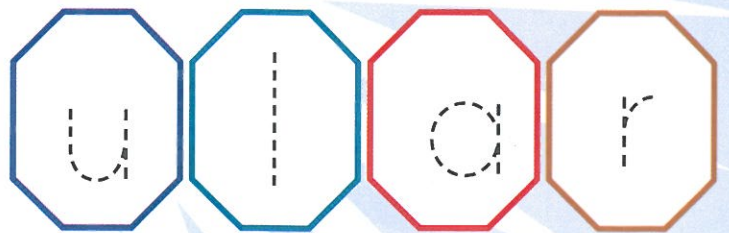


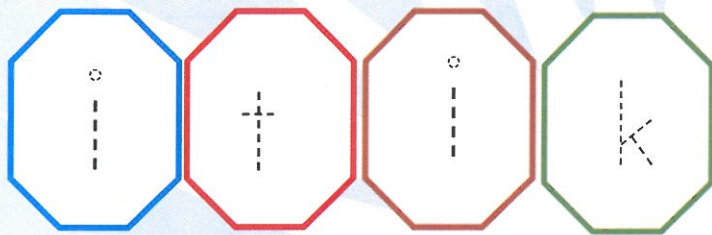


The dog says bow, wow
The cat says meow, meow
The sheep says baa-baa
The little bird says wee-wee
The frog says crook-crook
The hen says cluck-cluck
The cock says cock-a-doodle-do.



Mari Mengeja



Lengkapkan perkataan di bawah






Sudut Kreatif


Kolaj

Bahan-bahan




Kertas warna

Gam kertas



Langkah-langkah

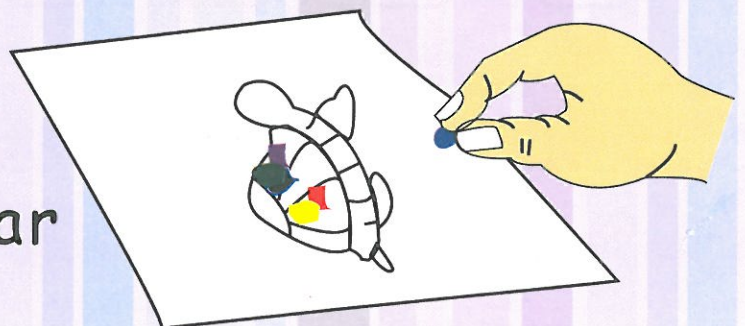


①

Koyak kertas warna

②


Tampal atas gambar



Sudut Kreatif



Tampal di sini



k u r a - k u r a

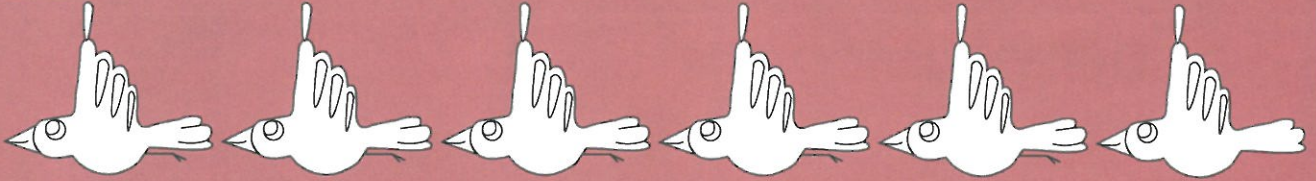


2 3 4


Mari Mengira

Warnakan gambar mengikut angka


3




5



4



2




6



Ke Mana Saya



Anak gajah yang lapar





tebu



Padankan Gambar

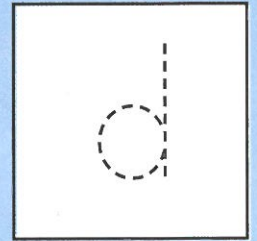
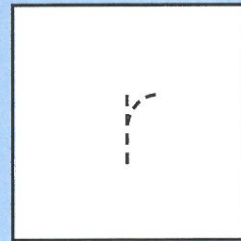
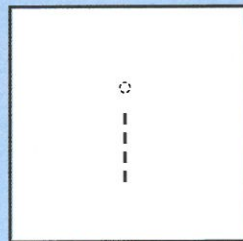
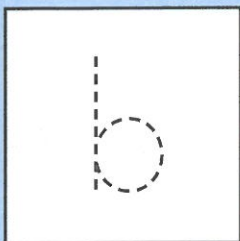

Padankan haiwan di bawah dengan bayang-bayangannya




English Section



I can fly





Tanggungjawab Saya

Mari Bercerita

